



# Crystal Unit

## ■ NX1610SA Data Sheet (for Mobile Communications and OA / AV)

### Application

Communications equipment  
Consumer equipment

### Features

Ultra-compact, thin, and light weight tuning fork crystal unit

- Ultra-compact and thin ( $1.6 \times 1.0 \times 0.45\text{mm}$ )
- Excellent electric characteristics optimum for mobile communications, OA (office automation) and AV (audiovisual) applications
- Surface-mount tuning fork crystal unit  
(Available for reflow soldering)
- Reflow temperature profile  
(Available for lead free soldering)



RoHS Compliant  
Directive 2011/65/EU  
Directive (EU) 2015/863

Pb free

1. Item : Crystal Unit
2. Type : NX1610SA
3. Nominal Frequency : 32.768 kHz
4. NDK Spec. No. : EXS00A-MU01092
5. NDK Parts No. : MU01092-32.768K

## 6. Electrical Specifications

|    | Parameters            | SYM.             | Electrical Spec. |      |       |                     | Notes  |
|----|-----------------------|------------------|------------------|------|-------|---------------------|--|
|    |                       |                  | min              | typ  | max   | Units               |  |
| 1  | Nominal frequency     | $f_{\text{nom}}$ | 32.768           |      |       | kHz                 | ---  |
| 2  | Overtone order        | -                | Fundamental      |      |       | -                   | ---  |
| 3  | Load Capacitance      | $C_L$            | -                | 9.0  | -     | pF                  | Network analyzer                                       |
| 4  | Frequency tolerance   | -                | -20              | -    | +20   | $\times 10^{-6}$    | @ +25°C (Not include aging)                            |
| 5  | Turnover temperature  | -                | +20              | -    | +30   | °C                  | ---  |
| 6  | Parabolic coefficient | -                | -                | -    | -0.04 | ppm/°C <sup>2</sup> | ---  |
| 7  | Operating temp. range | $T_{\text{opr}}$ | -40              | -    | +85   | °C                  | ---  |
| 8  | Storage temp. range   | $T_{\text{str}}$ | -40              | -    | +85   | °C                  | ---  |
| 9  | Aging                 | -                | -3               | -    | +3    | $\times 10^{-6}$    | 1st year (at +25°C)                                    |
| 10 | Level of drive        | -                | -                | 0.1  | 0.5   | μW                  | ---  |
| 11 | Equivalent resistance | $R_r$            | -                | 60   | 90    | kΩ                  | Network analyzer / Series                              |
| 12 | Insulation resistance | -                | 500              | -    | -     | MΩ                  | When terminal to terminal were applied at DC100V ±15V. |
| 13 | Shunt Capacitance     | $C_0$            | 1.0              | 1.3  | 1.6   | pF                  | Network analyzer / Series                              |
| 14 | Motional Capacitance  | $C_1$            | 4.0              | 6.0  | 8.0   | fF                  | Network analyzer / Series                              |
| 15 | Motional Inductance   | $L_1$            | 2900             | 3900 | 6000  | H                   | Network analyzer / Series                              |

Specifications shown are NDK standard spec. Other specifications than above are also available, so please contact us if you have any request.

## Mounted conditions

Be sure to use the product under the following conditions. Otherwise, the characteristics deterioration or destruction of the product may result.

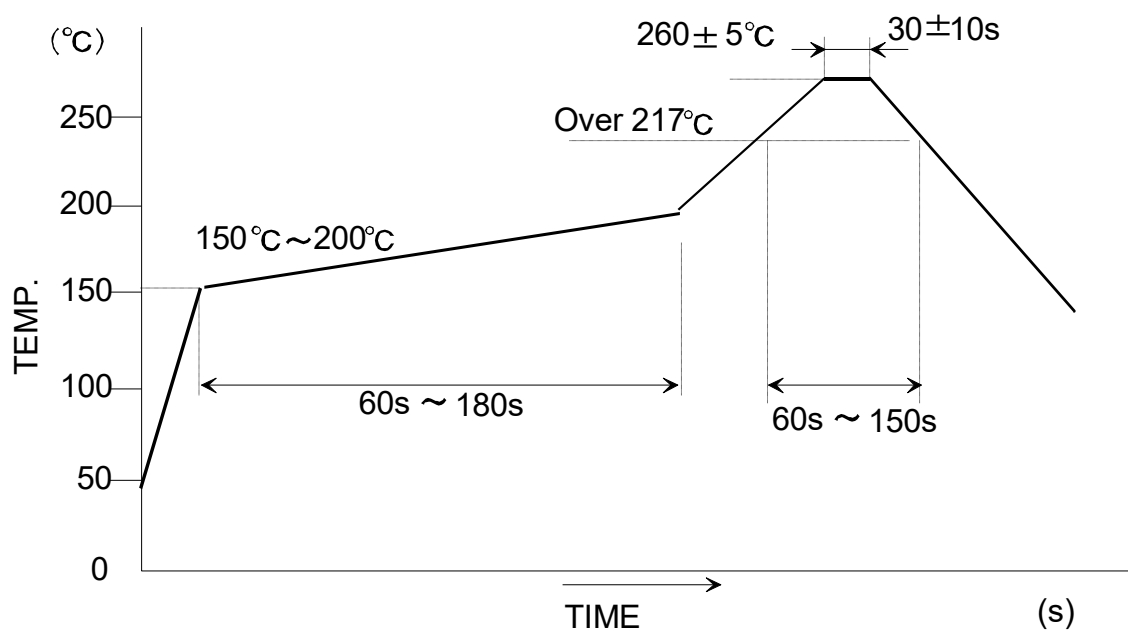
### (1) Reflow soldering heat resistance

Peak Temp. : 260°C, 40 sec.  
 Heating : 217°C or higher, 150 sec.  
 Preheating : 150~200°C, 180 sec.  
 Reflow passage times : twice

### (2) Manual soldering heat resistance

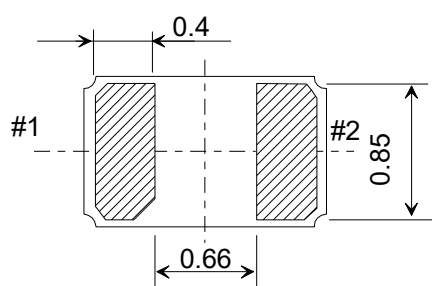
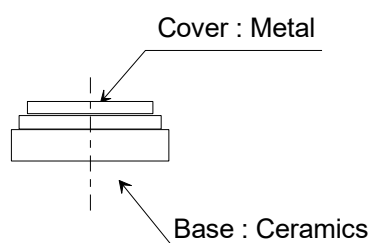
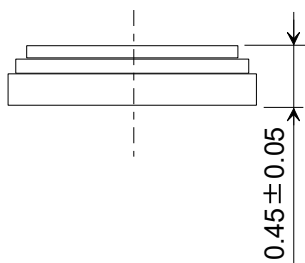
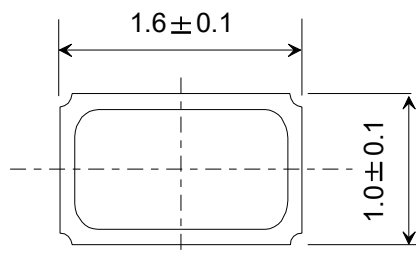
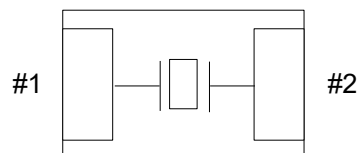
Pressing a soldering iron of 400°C on the terminal electrode for four seconds (twice).

## Recommendation reflow condition

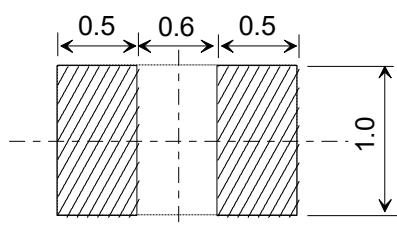


## Dimension drawing

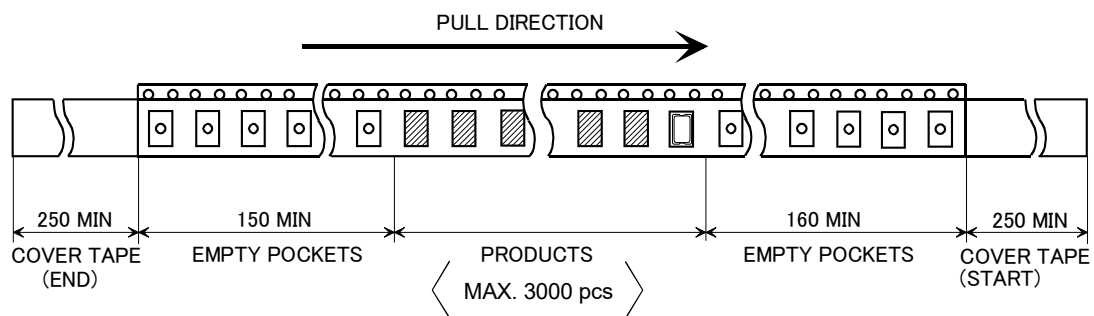
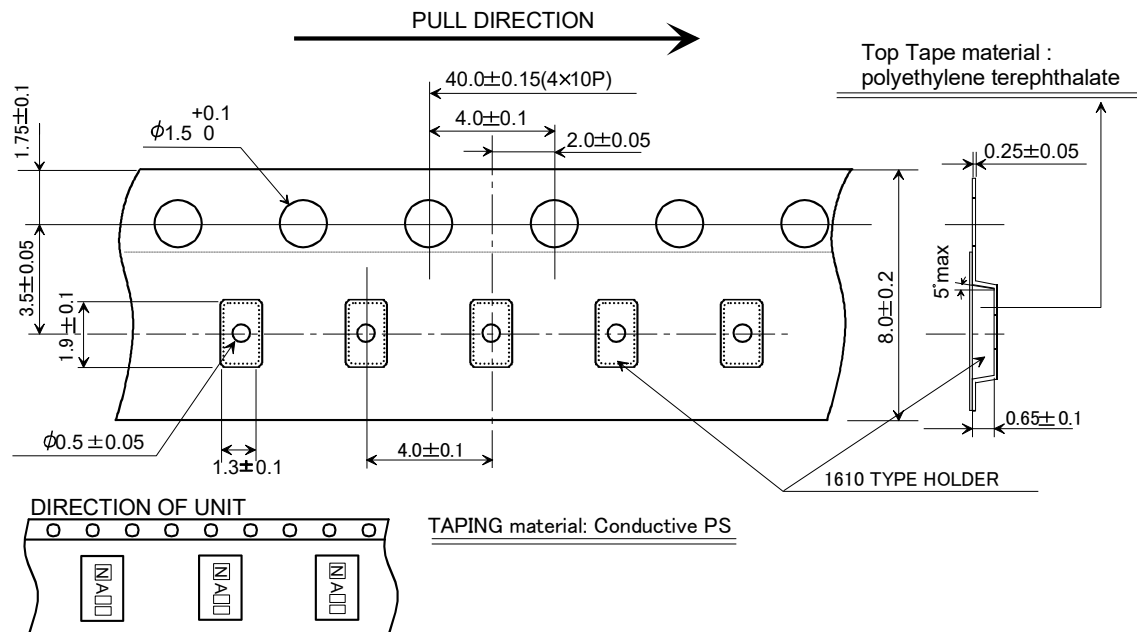
Unit : mm

Tolerance :  $\pm 0.1$ mmINTERNAL CONNECTION  
(TOP VIEW)

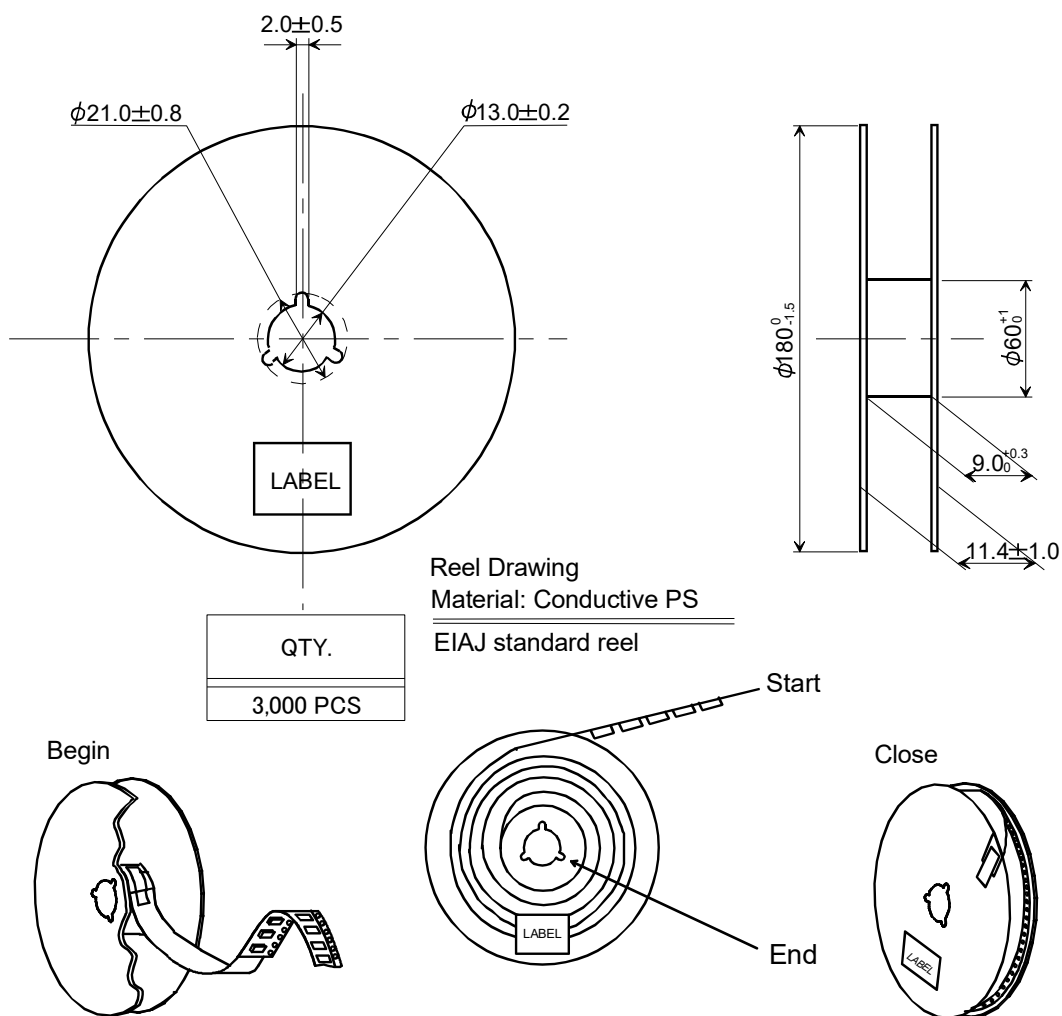
Recommended soldering pattern



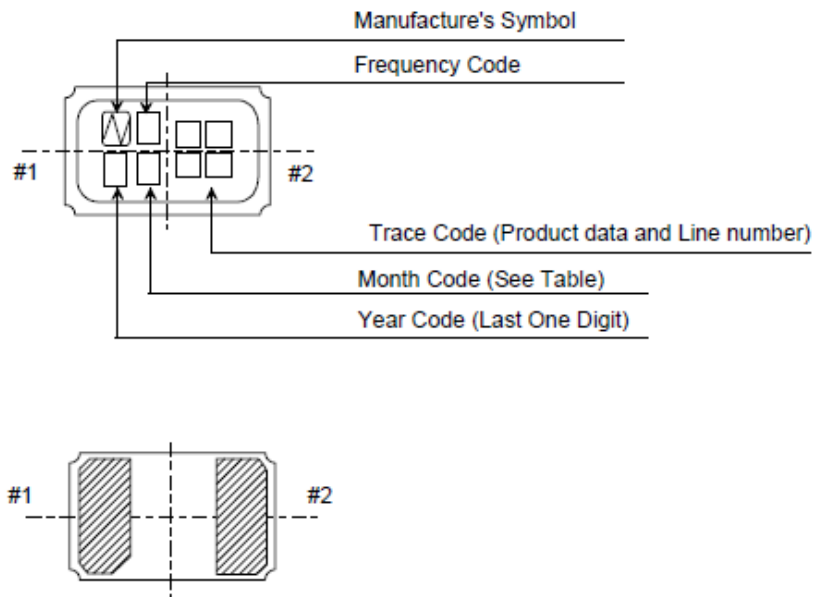
## Taping and reel spec.



# Taping and reel spec.



## Marking spec.



## NOTE

## 1. Month Code

| Month      | 1<br>Jan. | 2<br>Feb. | 3<br>Mar. | 4<br>Apr. | 5<br>May | 6<br>June | 7<br>July | 8<br>Aug. | 9<br>Sep. | 10<br>Oct. | 11<br>Nov. | 12<br>Dec. |
|------------|-----------|-----------|-----------|-----------|----------|-----------|-----------|-----------|-----------|------------|------------|------------|
| Month Code | 1         | 2         | 3         | 4         | 5        | 6         | 7         | 8         | 9         | X          | Y          | Z          |

## 2. Frequency Code

A : 32.768kHz

## 3. Marking Method

Marking Method is Laser Trimming.

## Notes on use

1. Even if the appearance color etc. of the product differs by purchasing the component parts by more than two companies, there is no influence on the characteristics and reliability.
2. Since the crystal unit is a passive component, it is important to have appropriate circuit conditions. Please be sure to check the circuit conditions before using the crystal units, and ensure the necessary circuit margin, and confirm that the desired frequency is output. Moreover, please check the circuit conditions when using an existing crystal unit for another model or board. If the circuit conditions are not appropriate, there is a risk of oscillation stop or frequency deviation.
3. IN THE CASE OF THE FOLLOWING ITEMS, WE ARE NOT RESPONSIBLE FOR WARRANTY / COMPENSATION.
  - (1) WHEN PRODUCTS OF THIS SPECIFICATION ARE USED FOR EQUIPMENT RELATED TO HUMAN LIFE OR PROPERTY, IT IS THE RESPONSIBILITY OF THE CUSTOMER TO CONFIRM THE INFLUENCE ON THIS PRODUCT AND EQUIPMENT TO BE USED BEFOREHAND, CONDUCT NECESSARY SAFETY DESIGN (INCLUDING REDUNDANT DESIGN, MALFUNCTION PREVENTION DESIGN, etc.), AND PLEASE USE IT AFTER SECURING SUFFICIENT SAFETY OF EQUIPMENT.
    1. SAFETY-RELATED EQUIPMENT SUCH AS AUTOMOBILES, TRAINS, SHIPS, etc., OR EQUIPMENT DIRECTLY INVOLVED IN OPERATION
    2. AIRCRAFT EQUIPMENT
    3. SPACE EQUIPMENT
    4. MEDICAL EQUIPMENT
    5. MILITARY EQUIPMENT
    6. DISASTER PREVENTION / CRIME PREVENTION EQUIPMENT
    7. TRAFFIC LIGHT
    8. OTHER EQUIPMENT REQUIRING THE SAME PERFORMANCE AS THE ABOVE-MENTIONED EQUIPMENT
  - (2) IN CASES WHERE IT IS NOT INDICATED IN THE REQUESTED STANDARD AND IS USED UNDER CONDITIONS OF USE (INCLUDING CIRCUIT MARGIN etc.) THAT CAN NOT BE PREDICTED AT THE PRODUCTION STAGE.
  - (3) WHEN USING ULTRASONIC WELDING MACHINE. (THERE IS A POSSIBILITY THAT THE CHARACTERISTIC DEGRADATION IS CAUSED BY THE RESONANCE PHENOMENON OF THE PIEZOELECTRIC MATERIAL.(EXAMPLE; CRYSTAL PIECE))  
WE WILL NOT TAKE ANY RESPONSIBILITY FOR THE INFLUENCE OF THE CUSTOMERS' PROCESS.SO, PLEASE SUFFICIENTLY EVALUATE AT A SAMPLE STEP WHEN YOU USE ULTRASONIC WELDING MACHINE.
  - (4) USING RESIN MOLD MAY AFFECT THE PRODUCT CHARACTERISTIC.  
PLEASE MAKE SURE TO TELL OUR SALES CONTACT WHEN YOU USE RESIN MOLD. WE WILL PERFORM INDIVIDUAL CORRESPONDENCE ABOUT A DELIVERY SPECIFICATION AND AN EVALUATION METHOD. IN ADDITION, IF YOU USE RESIN MOLD WITHOUT CONTACTING US, AND CAUSES DAMAGES AGAINST A CUSTOMER OR A THIRD PARTY, WE WILL NOT BE LIABLE FOR THE DAMAGES AND OTHER RESPONSIBILITIES BECAUSE WE CONSIDER IT IS UNDER SELF-RESPONSIBILITY USING RESIN MOLD. WE WILL NOT TAKE ANY RESPONSIBILITY FOR THE INFLUENCE OF THE CUSTOMERS' PROCESS. PLEASE SUFFICIENTLY EVALUATE AT A SAMPLE STEP WHEN YOU USE RESIN MOLD.
  - (5) WHEN PERFORMING IMPROPER HANDLING THAT EXCEEDS THE GUARANTEED RANGE.

4. This product cannot be used for equipment related to the safety of automobiles or equipment directly involved in operation.(example: air bag, TPMS, engine control, steering control, brake control etc.)

## Notes on storage

1. When storing the product in high temperature and high humidity condition for a long time, product characteristics (solderability etc.) and packaging condition may be deteriorated. Please store product at temperature + 5°C ~ + 35°C, humidity 85% RH or less. The product is an electronic component, so please do not storage and use, under a dewing state.
2. The product storage deadline is 12 months after delivery in unopened state. Please use within storage deadline. If you exceed storage deadline, please check the product characteristics etc, please use.

## Handling of this document and other requests

Please refer to the " Site Guidance" on our website for the handling of information contained in this document. (<https://www.ndk.com/en/terms/>)