




<b>PCN Number:</b>	20240921001.0		<b>PCN Date:</b>	September 23, 2024																		
<b>Title:</b>	Datasheet for TLV1704-SEP, AWR2943/AWR2944, LP5813, TPS3813, TUSB542																					
<b>Customer Contact:</b>	Change Management team	<b>Dept:</b>	Quality Services																			
<b>Change Type:</b>	Electrical Specification																					
<b>PCN Details</b>																						
<b>Description of Change:</b>																						
<p>Texas Instruments Incorporated is announcing an information only notification. The product datasheet(s) is being updated as summarized below. The following change history provides further details.</p>																						
<div style="display: flex; justify-content: space-between; align-items: center;">  <div style="text-align: right;"> <b>TLV1704-SEP</b>  <small>SLOSE29B – NOVEMBER 2018 – REVISED AUGUST 2024</small> </div> </div>																						
<table border="0" style="width: 100%;"> <tr> <td style="width: 80%;"><b>Changes from Revision A (November 2022) to Revision B (July 2024)</b></td> <td style="width: 20%; text-align: right;"><b>Page</b></td> </tr> <tr> <td>• Changed maximum supply voltage from 36V to 24V.....</td> <td style="text-align: right;">1</td> </tr> <tr> <td>• Changed device grade in the <i>Device Information</i> table from 20krad(Si) RLAT to 30krad(Si) RLAT.....</td> <td style="text-align: right;">1</td> </tr> <tr> <td>• Updated formatting for measurements throughout the document.....</td> <td style="text-align: right;">1</td> </tr> <tr> <td>• Updated the <i>Typical Performance Characteristics</i> graphs.....</td> <td style="text-align: right;">6</td> </tr> </table>					<b>Changes from Revision A (November 2022) to Revision B (July 2024)</b>	<b>Page</b>	• Changed maximum supply voltage from 36V to 24V.....	1	• Changed device grade in the <i>Device Information</i> table from 20krad(Si) RLAT to 30krad(Si) RLAT.....	1	• Updated formatting for measurements throughout the document.....	1	• Updated the <i>Typical Performance Characteristics</i> graphs.....	6								
<b>Changes from Revision A (November 2022) to Revision B (July 2024)</b>	<b>Page</b>																					
• Changed maximum supply voltage from 36V to 24V.....	1																					
• Changed device grade in the <i>Device Information</i> table from 20krad(Si) RLAT to 30krad(Si) RLAT.....	1																					
• Updated formatting for measurements throughout the document.....	1																					
• Updated the <i>Typical Performance Characteristics</i> graphs.....	6																					
<div style="display: flex; justify-content: space-between; align-items: center;">  <div style="text-align: right;"> <b>AWR2943, AWR2944, AWR2944LC</b>  <small>SWRS273C – NOVEMBER 2021 – REVISED JULY 2024</small> </div> </div>																						
<table border="0" style="width: 100%;"> <tr> <td style="width: 80%;"><b>Changes from May 10, 2024 to July 30, 2024 (from Revision B (May 2024) to Revision C (July 2024))</b></td> <td style="width: 20%; text-align: right;"><b>Page</b></td> </tr> <tr> <td>• <i>(Features)</i> : Added AWR2944LC part to Features bullets.....</td> <td style="text-align: right;">1</td> </tr> <tr> <td>• <i>(Global)</i> : Updated HWA references from 2.0 to 2.1.....</td> <td style="text-align: right;">1</td> </tr> <tr> <td>• <i>(Description)</i> : Added AWR2944ALBGALTQ1 to Device Information table.....</td> <td style="text-align: right;">2</td> </tr> <tr> <td>• <i>(Description)</i> : Added Device Variant column to Device Information table.....</td> <td style="text-align: right;">2</td> </tr> <tr> <td>• <i>(Device Comparison)</i> : Added AWR2944LC column.....</td> <td style="text-align: right;">6</td> </tr> <tr> <td>• <i>(Signal Descriptions - Digital)</i>: Added LVDS and Aurora interfaces note.....</td> <td style="text-align: right;">25</td> </tr> <tr> <td>• <i>(Overview)</i> : Removed second paragraph.....</td> <td style="text-align: right;">68</td> </tr> <tr> <td>• <i>(Transmit Subsystem)</i> : Updated transmit chain value.....</td> <td style="text-align: right;">70</td> </tr> </table>					<b>Changes from May 10, 2024 to July 30, 2024 (from Revision B (May 2024) to Revision C (July 2024))</b>	<b>Page</b>	• <i>(Features)</i> : Added AWR2944LC part to Features bullets.....	1	• <i>(Global)</i> : Updated HWA references from 2.0 to 2.1.....	1	• <i>(Description)</i> : Added AWR2944ALBGALTQ1 to Device Information table.....	2	• <i>(Description)</i> : Added Device Variant column to Device Information table.....	2	• <i>(Device Comparison)</i> : Added AWR2944LC column.....	6	• <i>(Signal Descriptions - Digital)</i> : Added LVDS and Aurora interfaces note.....	25	• <i>(Overview)</i> : Removed second paragraph.....	68	• <i>(Transmit Subsystem)</i> : Updated transmit chain value.....	70
<b>Changes from May 10, 2024 to July 30, 2024 (from Revision B (May 2024) to Revision C (July 2024))</b>	<b>Page</b>																					
• <i>(Features)</i> : Added AWR2944LC part to Features bullets.....	1																					
• <i>(Global)</i> : Updated HWA references from 2.0 to 2.1.....	1																					
• <i>(Description)</i> : Added AWR2944ALBGALTQ1 to Device Information table.....	2																					
• <i>(Description)</i> : Added Device Variant column to Device Information table.....	2																					
• <i>(Device Comparison)</i> : Added AWR2944LC column.....	6																					
• <i>(Signal Descriptions - Digital)</i> : Added LVDS and Aurora interfaces note.....	25																					
• <i>(Overview)</i> : Removed second paragraph.....	68																					
• <i>(Transmit Subsystem)</i> : Updated transmit chain value.....	70																					
<div style="display: flex; justify-content: space-between; align-items: center;">  <div style="text-align: right;"> <b>LP5813</b>  <small>SNVSC74A – SEPTEMBER 2023 – REVISED JULY 2024</small> </div> </div>																						
<table border="0" style="width: 100%;"> <tr> <td style="width: 80%;"><b>Changes from Revision * (September 2023) to Revision A (July 2024)</b></td> <td style="width: 20%; text-align: right;"><b>Page</b></td> </tr> <tr> <td>• .....</td> <td style="text-align: right;">1</td> </tr> <tr> <td>• Added OUT0, OUT1, OUT2, OUT3, EN, SCL, SDA, SYNC Voltage on parameter to the Recommended Operating Conditions.....</td> <td style="text-align: right;">4</td> </tr> <tr> <td>• Added LP5810/2 and LP5813 WSON information to the Thermal Information Table.....</td> <td style="text-align: right;">4</td> </tr> <tr> <td>• Updated Standby Current in the Electrical Characteristics Table.....</td> <td style="text-align: right;">4</td> </tr> <tr> <td>• Added Programming Example.....</td> <td style="text-align: right;">51</td> </tr> </table>					<b>Changes from Revision * (September 2023) to Revision A (July 2024)</b>	<b>Page</b>	• .....	1	• Added OUT0, OUT1, OUT2, OUT3, EN, SCL, SDA, SYNC Voltage on parameter to the Recommended Operating Conditions.....	4	• Added LP5810/2 and LP5813 WSON information to the Thermal Information Table.....	4	• Updated Standby Current in the Electrical Characteristics Table.....	4	• Added Programming Example.....	51						
<b>Changes from Revision * (September 2023) to Revision A (July 2024)</b>	<b>Page</b>																					
• .....	1																					
• Added OUT0, OUT1, OUT2, OUT3, EN, SCL, SDA, SYNC Voltage on parameter to the Recommended Operating Conditions.....	4																					
• Added LP5810/2 and LP5813 WSON information to the Thermal Information Table.....	4																					
• Updated Standby Current in the Electrical Characteristics Table.....	4																					
• Added Programming Example.....	51																					

Changes from Revision I (October 2021) to Revision J (October 2023)	Page
• Changed absolute maximum voltage rating to 6.5V.....	4
• Changed ESD HBM rating to 2000V post qualification.....	4
• Changed ESD CDM rating to 750V post qualification.....	4
• Updated <a href="#">Figure 7-2</a> and description .....	11
• Updated external capacitor recommendation to have <a href="#">low leakage</a> , <a href="#">ESR</a> and <a href="#">tolerances</a> .....	12

Changes from Revision E (April 2017) to Revision F (December 2023)	Page
• Changed Junction temperature MIN value to –40 from –65 in the <i>Absolute Maximum Ratings</i> table.....	4
• Changed Junction temperature MAX value to 105 from 150 in the <i>Absolute Maximum Ratings</i> table.....	4
• Changed Storage temperature MAX value to 150 from 105 in the <i>Absolute Maximum Ratings</i> table.....	4

The datasheet number will be changing.

Device Family	Change From:	Change To:
<a href="#">TLV1704-SEP</a>	SLOSE29A	<a href="#">SLOSE29B</a>
<a href="#">AWR2943/AWR2944</a>	SWRS273B	<a href="#">SWRS273C</a>
<a href="#">LP5813</a>	SNVSC74	<a href="#">SNVSC74A</a>
<a href="#">TPS3813</a>	SLVS331I	<a href="#">SLVS331J</a>
<a href="#">TUSB542</a>	SLLSER3E	<a href="#">SLLSER3F</a>

These changes may be reviewed at the datasheet links provided.

<http://www.ti.com/product/TLV1704-SEP>

<http://www.ti.com/product/AWR2943/AWR2944>

<http://www.ti.com/product/LP5813>

<http://www.ti.com/product/TPS3813>

<http://www.ti.com/product/TUSB542>

#### Reason for Change:

To accurately reflect device characteristics.

#### Anticipated impact on Fit, Form, Function, Quality or Reliability (positive / negative):

No anticipated impact. This is a specification change announcement only. There are no changes to the actual device.

#### Changes to product identification resulting from this PCN:

None.

#### Product Affected:

TLV1704AMPWPSEP	TLV1704AMPWTPSEP	V62/18613-01XE	V62/18613-01XE-T
AWR2943ABGALTQ1	AWR2943ABGALTRQ1	AWR2944ABGALTQ1	AWR2944ABGALTRQ1
AWR2944ALBGALTQ1	AWR2944ALBGALTRQ1	LP5813AYBHR	LP5813BDRRR
LP5813BYBHR	LP5813CDRRR	LP5813CYBHR	LP5813DDRRR
LP5813DYBHR	TPS3813I50DBVR	TPS3813I50DBVT	TPS3813J25DBVR
TPS3813J25DBVT	TPS3813K33DBVR	TPS3813K33DBVT	TPS3813K33QDBVRCT2

TPS3813L30DBVR	TPS3813L30DBVT	TUSB542RWQR	
----------------	----------------	-------------	--

For questions regarding this notice, e-mails can be sent to the Change Management team or your local Field Sales Representative.

### IMPORTANT NOTICE AND DISCLAIMER

TI PROVIDES TECHNICAL AND RELIABILITY DATA (INCLUDING DATASHEETS), DESIGN RESOURCES (INCLUDING REFERENCE DESIGNS), APPLICATION OR OTHER DESIGN ADVICE, WEB TOOLS, SAFETY INFORMATION, AND OTHER RESOURCES “AS IS” AND WITH ALL FAULTS, AND DISCLAIMS ALL WARRANTIES, EXPRESS AND IMPLIED, INCLUDING WITHOUT LIMITATION ANY IMPLIED WARRANTIES OF MERCHANTABILITY, FITNESS FOR A PARTICULAR PURPOSE OR NON-INFRINGEMENT OF THIRD PARTY INTELLECTUAL PROPERTY RIGHTS.

These resources are intended for skilled developers designing with TI products. You are solely responsible for (1) selecting the appropriate TI products for your application, (2) designing, validating and testing your application, and (3) ensuring your application meets applicable standards, and any other safety, security, or other requirements. These resources are subject to change without notice. TI grants you permission to use these resources only for development of an application that uses the TI products described in the resource. Other reproduction and display of these resources is prohibited. No license is granted to any other TI intellectual property right or to any third party intellectual property right. TI disclaims responsibility for, and you will fully indemnify TI and its representatives against, any claims, damages, costs, losses, and liabilities arising out of your use of these resources.

TI’s products are provided subject to TI’s Terms of Sale ([www.ti.com/legal/termsofsale.html](http://www.ti.com/legal/termsofsale.html)) or other applicable terms available either on [ti.com](http://ti.com) or provided in conjunction with such TI products. TI’s provision of these resources does not expand or otherwise alter TI’s applicable warranties or warranty disclaimers for TI products.