

## 6V Laser Module Power Supply Kit




### FEATURES:

- 6V laser module power source, fit for all Quarton laser modules that operation voltage is 3~6 volt.
- Included:
  1. **CLM-BP4N3** - 4 x 1.5 AA aluminum battery pack.(Battery not included) with Type C output.
  2. **CLM-TCSW** - Type C Cable Switch.
  3. **LMPS-C** - Alligator clip with Type C connector.

### PROCEDURE:

1. Install AA batteries\*4 into battery pack. Please be careful to install batteries at correct direction. Be sure use new same brand alkaline batteries.




## 6V Laser Module Power Supply

2. Connect Type C cable switch to battery pack. Be careful: red and black clip never contact with each other to avoid battery power draining.



3. Connect alligator clip to Type C cable switch.



4. Be sure Type C cable switch is at off position.

5. Clip alligator onto laser module cable.

Please be note: Red line is positive pole, Black line is negative pole.



## CLM-BP4N3



Battery pack.

### FEATURES:

- 4 x 1.5 AA aluminum battery pack.(Battery not included) with USB connector.

SPECIFICATIONS		CLM-BP4N3
1	Dimensions	L73 x W35 x H35mm (2.87" x 1.37" x 1.37")
2	Weight	64±0.5g
3	Color	Black
4	Connector type	USB connector
5	Battery type	4 x 1.5V AA (not included)



## CLM-TCSW




Type C Cable Switch.

### FEATURES:

- Length: 32cm.
- Color: Black.

SPECIFICATIONS		CLM-TCSW
1	Dimensions	L320 x W18 x H20mm (12.60" x 0.71" x 0.79")
2	Weight	20±2g
3	Color	Black
4	Connector type	Type C Male and female connector



## LMPS-C



Alligator clip with Type C connector.

### FEATURES:

- Length: 50cm.

SPECIFICATIONS		LMPS-C
1	Cable length	50±5 cm (19.68 inch)
2	Weight	14±2g
3	Color	Black

