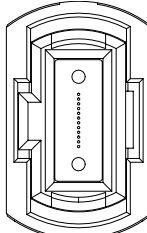
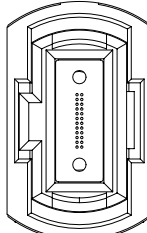

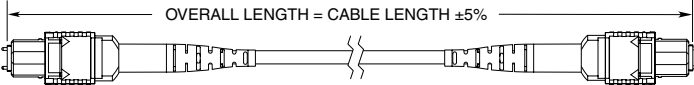


OPTICAL PATCH CABLE AND ADAPTOR

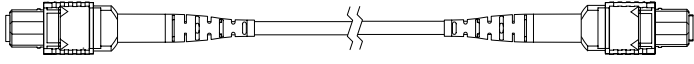
FOPC	END 1	END 2	CABLE LENGTH	FIBERS	CONSTRUCTION
	-01 = MTP® Male -02 = MTP® Female	-01 = MTP® Male -02 = MTP® Female	-003 = 3 Meters -010 = 10 Meters -100 = 100 Meters (Other lengths available as custom parts)	-12, -24	-01 = 3 mm Round Jacket  12 FIBER  24 FIBER



OVERALL LENGTH = CABLE LENGTH ±5%



FOPC-01-01-XXX-12-01




FOPC-02-02-XXX-24-01

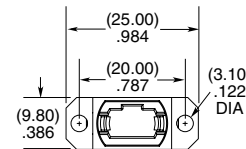
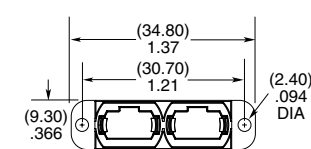
SPECIFICATIONS

Compliant Specifications:
 TIA-604-5-D (FOCIS 5)
 TIA-568-C.3
 IEC-61754-7-1

View complete specifications at: samtec.com?FOPC

OPA	PORTS	KEY	FLANGE
	-S = Single -D = Double	-1 = Opposed -2 = Aligned	-F = Full



-S **-D**

SPECIFICATIONS

Compliant Specifications:
 TIA-604-5-D (FOCIS 5)
 IEC-61754-7

Recommended Panel Thickness:
 (1.75 mm) .069"
 (The OPA can be installed with any panel thickness but mounting hardware is needed for any thickness that is not (1.75 mm) .069". Contact the Optics Group at FireFly@samtec.com for questions about panel thickness and mounting hardware.)

View complete specifications at: samtec.com?OPA

Notes:
 MTP® is a registered trademark of US ConneC Ltd.
 Some lengths, styles and options are non-standard, non-returnable