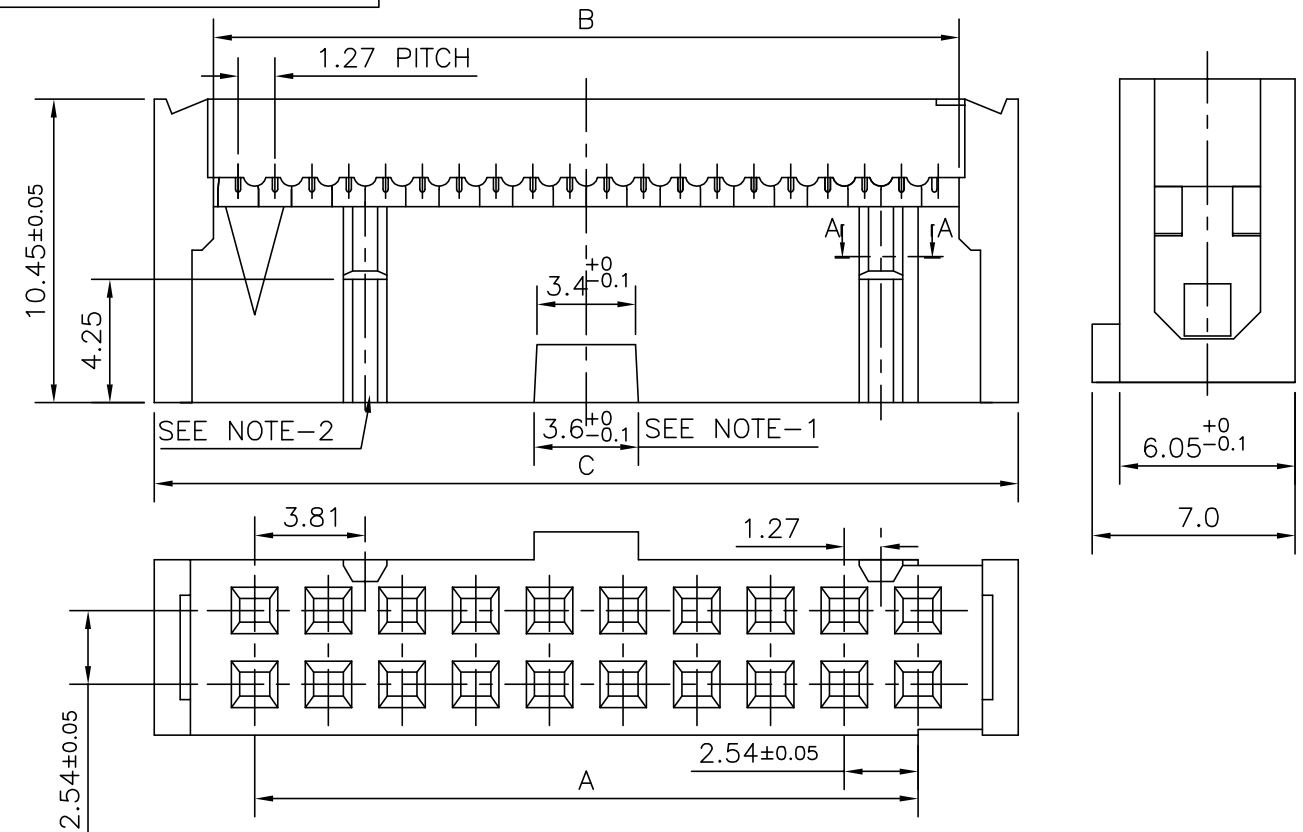
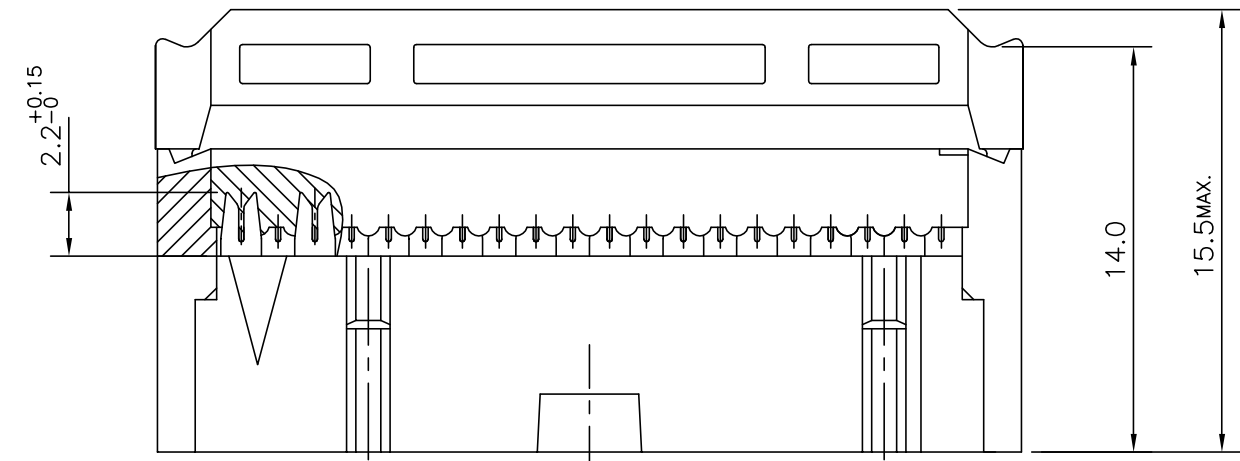


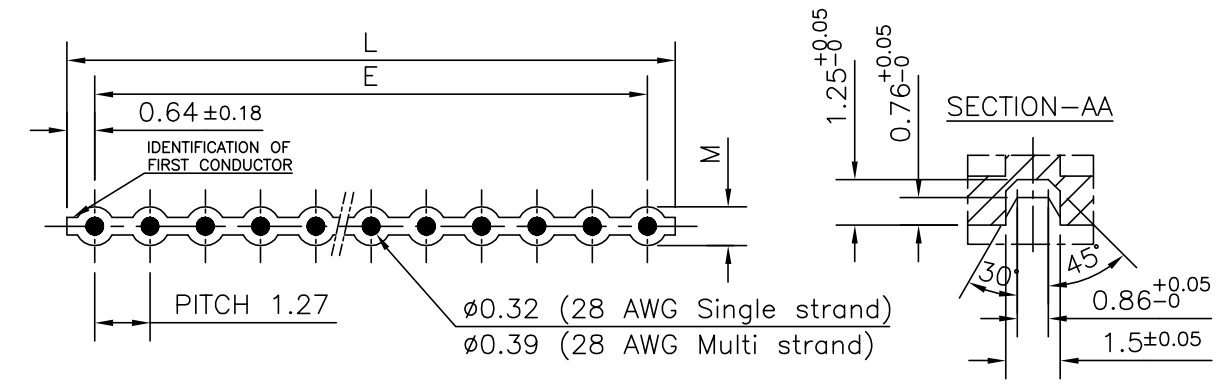
WITHOUT STRAIN RELIEF CLAMP



WITH STRAIN RELIEF CLAMP



FLAT CABLE SPECIFICATIONS



34	40.64	43.48	47.68	41.95	43.15	0.89
26	30.48	33.32	37.52	31.75	33.02	0.89
20	22.86	25.70	29.90	24.13	25.40	0.89
16	17.78	20.62	24.82	19.05	20.32	0.89
14	15.24	18.08	22.28	16.51	17.78	0.89
10	10.16	13.00	17.20	11.43	12.70	0.89
NO.OF CTS.	A±0.05	B±0.1	C±0.1	E±0.2	L±0.32	M±0.13
DIMENSIONS						

ORDERING INFORMATION

SERIES 8613 0 2 0 3 0 3 0 3 5 5 AELF

NO.OF CONTACTS :- 10,14,16,20,26,34

3 - FEMALE WITH CENTRAL POLARISING  
1 - FEMALE WITH OUT CENTRAL POLARISING

0 - WITHOUT STRAIN RELIEF CLAMP  
1 - WITH STRAIN RELIEF CLAMP

TYPE OF TERMINATION  
30 - INSULATION DISPLACEMENT 28 GAUGE

SPECIAL CODE : AELF  
PRE-ASSEMBLED CONNECTOR KIT  
LEAD FREE VERSION

LONGITUDINAL PITCH  
5 - 2.54 mm

PERFORMANCE CLASS  
4 - DIN 41651 CLASS 3  
5 - DIN 41651 CLASS 2  
6 - DIN 41651 CLASS 1  
8 - AS PER JSS 50810

INSULATOR MATERIAL  
3 - PBT GREY

TECHNICAL SPECIFICATION

HOUSING MATERIAL : POLYESTER THERMOPLASTIC UL 94V0 ; GREY

CONTACT MATERIAL : COPPER ALLOY

PLATING : ACTIVE ZONE - GOLD OVER NICKEL  
TERMINATION ZONE - Sn (MATTE) OVER Ni FOR LEAD FREE VERSION

CURRENT RATING : 1.5A AT 20°C

INSULATION RESISTANCE : ≥5000 MΩ AT 100V

CONTACT RESISTANCE : ≤20 mΩ

DIELECTRIC WITHSTANDING VOLTAGE : 1000 Vrms

OPERATING TEMPERATURE : -55°C TO +125°C

REFERENCE SPECIFICATION : IEC 603-13 / DIN 41651

NOTES

1. WITH OR WITHOUT CENTRAL POLARISATION IS AVAILABLE FOR 10 POS. INSULATOR ONLY.
2. THIS POLARISATION KEY SLOT IS NOT PROVIDED FOR 10 & 14 POSITION.
3. SPECIAL CODE "AELF" GIVEN FOR CONNECTOR WHICH COMES PRE-ASSEMBLED WITH CABLE CLAMP.

**RoHS INFORMATION**  
THE "LF" PRODUCTS MEET EUROPEAN UNION DIRECTIVES AND OTHER COUNTRY REGULATIONS AS DESCRIBED IN GS-22-008  
LEAD FREE OR RoHS DIRECTIVE LABELING TO BE PROVIDED AS PER GS-14-920 FOR RoHS COMPATIBLE VERSION

mat'l. code SEE TECH SPEC.				surface ISO 1302 ✓	tolerance ISO 406 ISO 1101	projection mm	product family 8613			
ltr	ecn no	dr	date	tolerances unless otherwise specified		mm	title FRC RECEPTACLE KIT PRE-ASSEMBLED			
A	108-0128	JS	2008-09-26	angles	linear					
				0°±1°		scale 4:1	dwg no C-8613-0051			
				dr	JOHN SLEEBA	2008-09-26	sheet 1 of 1 size A3			
				enr	JOHN SLEEBA	2008-09-26	type Product Customer Drawing			
				chr	KESAVAN R	2008-09-26				
				appd	KESAVAN R	2008-09-26				
sheet index	revision sheet	A	1							