

PRODUCT NUMBER

73398-YXXXLF

RoHS COMPATIBLE, NOTE 6.
PACKAGING OPTIONS, NOTE 3.

PLATING

1= 0.76µm GOLD/GXT ON CONTACT AREA, 2µm TIN MIN ON TAILS

4= 2.0µm TIN MIN FULL PLATED

5= 0.25µm GOLD/GXT ON CONTACT AREA, 2µm TIN MIN ON TAILS ONLY AVAILABLE UPON REQUEST

8= 0.38µm GOLD/GXT ON CONTACT AREA, 2µm TIN MIN ON TAILS

1.27µm NICKEL MIN UNDERLAYER FOR ALL PLATING VERSIONS

NOTES:

1. HOUSING MAT'L : HIGH TEMPERATURE THERMOPLASTIC. UL94V-0 COLOR: BLACK

2. PIN MATERIAL : PHOSPHOR BRONZE

3 - PACKAGING OPTIONS:

= POLY BAGS

B = TUBE + CAP / ONLY AVAILABLE UPON REQUEST

A = TAPE & REEL WITH CAP, AS AVAILABLE

TR = CUSTOM TAPE & REEL WITH CAP, ONLY FOR PIN STYLE 01
PRODUCT 180° ROTATED VERSUS PACKAGING "A"

4. 9N MIN RETENTION IN EITHER DIRECTION

5. TO DETERMINE DIMENSIONS :

N = NUMBER OF POSITIONS PER ROW
EXAMPLE : 8 POS N x 2.54 = 20.32mm

6. RoHS COMPATIBLE PRODUCT SPECIFICATIONS

a - PLATING:

- "LF" MEANS THE PRODUCT IS LEAD-FREE,
2µm MINIMUM MATTE TIN OVER 1.27µm
MINIMUM NICKEL UNDERPLATE.

b - MANUFACTURING PROCESS COMPATIBILITY

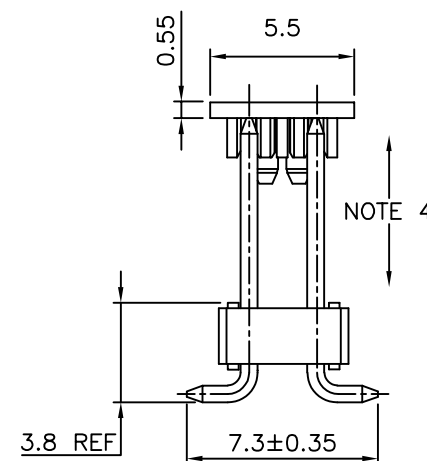
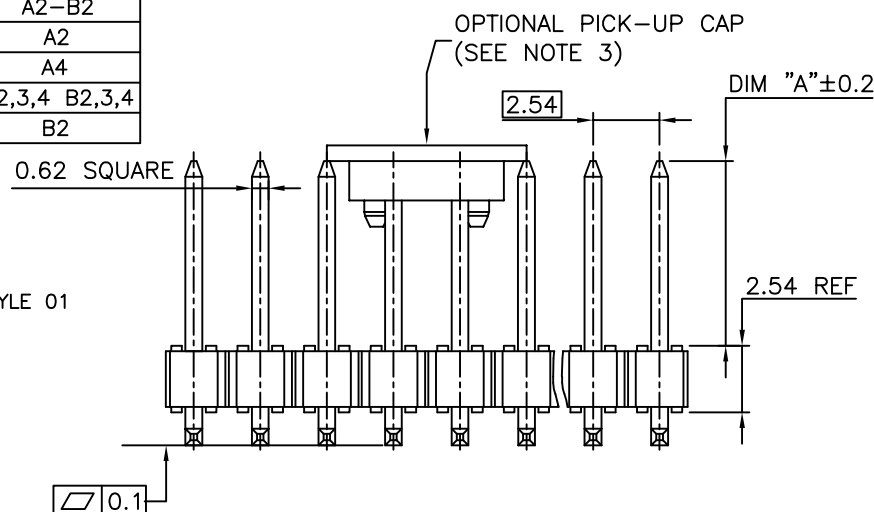
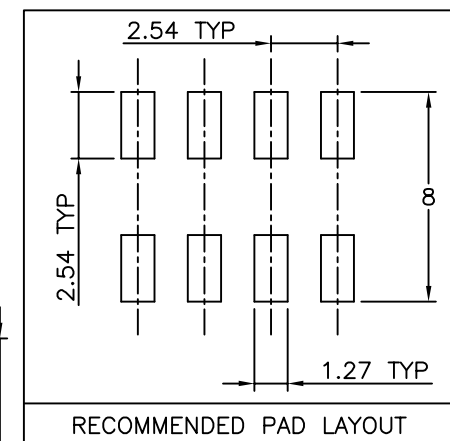
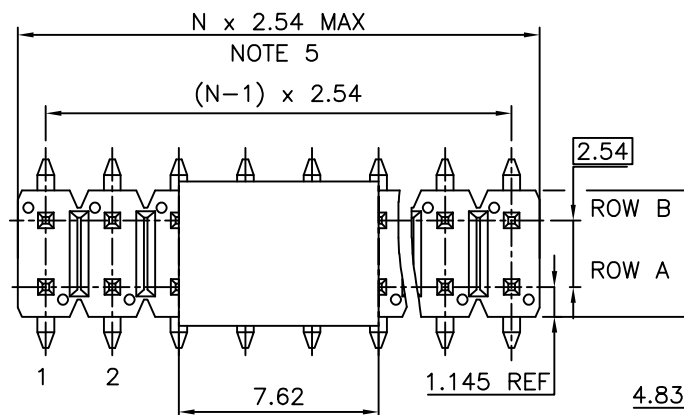
- THE HOUSING WILL WITHSTAND EXPOSURE TO
260°C PEAK TEMPERATURE FOR 30 SECONDES
IN A CONVECTION, INFRA-RED OR VAPOR
PHASE REFLOW OVEN.

c - LABELING:

- MEETS PACKAGING SPECS AS PER GS-14-920

d - LEGAL STATEMENT: SEE GS-47-0004

STYLE	SIZE	DIM "A"	OMIT PINS
01	2x05	5.84	A5
02	2x03	5.84	B2
03	2x04	5.84	B1
04	2x11	8.38	A6
05	2x20	8.38	B10
06	2x05	8.38	A5
07	2x08	5.84	B7
08	2x04	5.84	B4
09	2x20	5.84	A11
10	2x07	5.84	A4-B7
11	2x13	5.84	A3-B1
12	2x12	5.84	A2
13	2x05	5.84	B5
14	2x05	5.84	B4
15	2x03	5.84	A2-B2
16	2x03	16.40	A2
17	2x05	5.84	A4
18	2x05	5.84	A2,3,4 B2,3,4
19	2x04	8.08	B2



mat'l. code				surface		tolerance		projection		product family			
				ISO 1302		ISO 406 ISO 1101				HEADER			
ltr		ecn no		dr		date		tolerances unless otherwise specified				title	
Y		F-47086		DDE		23.01.20							
AA		F-47114		DDE		23.01.25		angles		mm		HEADER DR DUPLEX SMT POLARIZED	
								linear					
								x.x ±0.3		scale 5:1		dwg no	
								x.xx ±0.13					
								x.xxx ±0.05				sheet 1 of 1	
U		F-26753		DDE		17.04.20		dr				L.MULIN	
V		F-28256		LMU		17.10.25		engr		J. COMPAGNON		99.04.12	
W		F-31154		DDE		18.09.04		chr				A3	
X		F-46844		DDE		22.12.21		appd		JMC		99.04.12	
sheet		revision											
index		sheet											

HEADER DR
DUPLEX SMT POLARIZED

73398

type CUSTOMER Drawing