

DESIGNED & DIMENSIONED
IN MILLIMETERS [INCHES]

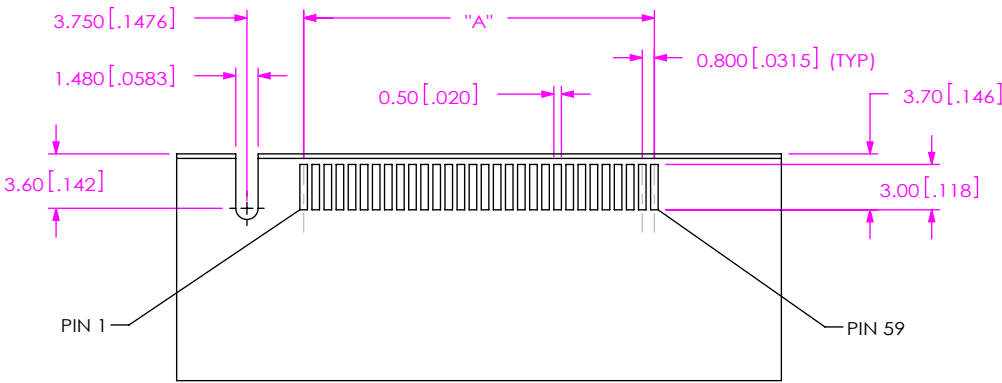
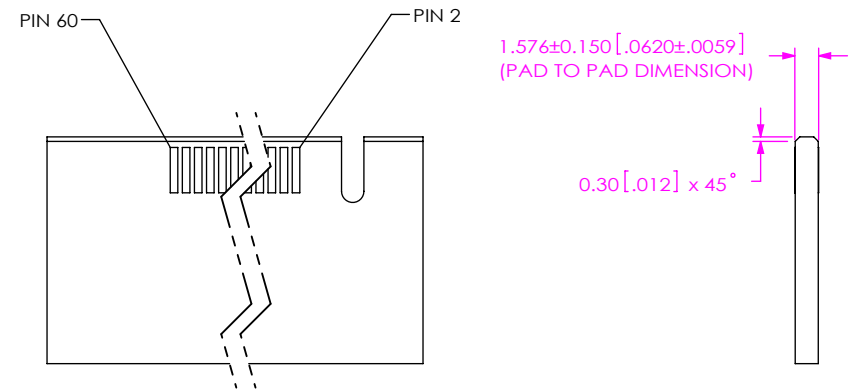


FIG 1
-30 POSITION SHOWN
(USE FOR 10 THRU 35 POSITION)

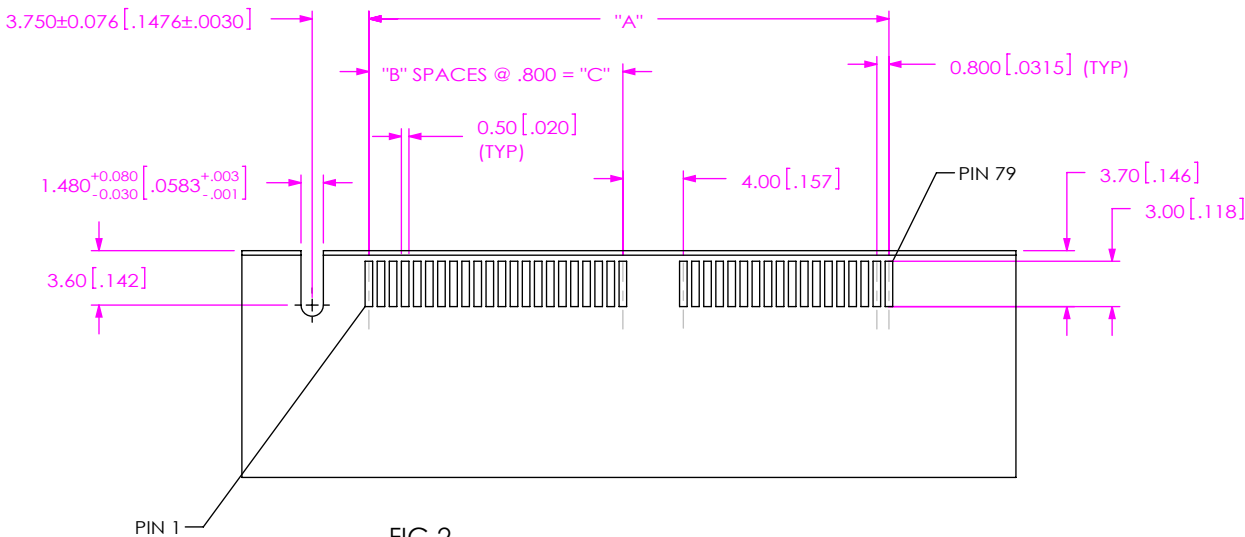
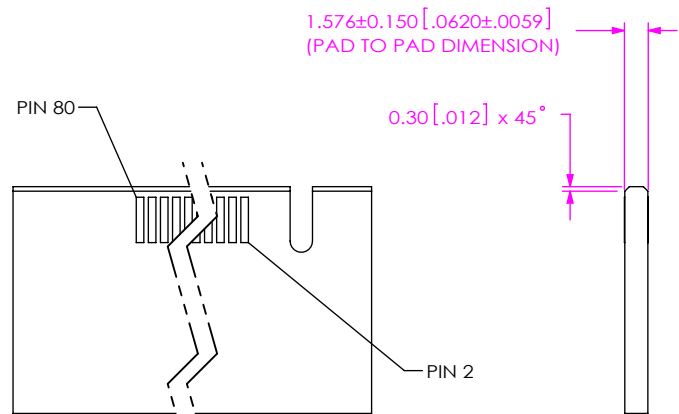


FIG 2
-40 POSITION SHOWN
(USE FOR 40 THRU 70 POSITION)

TABLE 1			
POSITION	"A"	"B"	"C"
-10	7.20[.283]	N/A	
-20	15.20[.598]		
-30	23.20[.913]		
-35	27.20[1.071]		
-40	34.40[1.354]	21	16.80[.661]
-45	38.40[1.512]	23	18.40[.724]
-50	42.40[1.669]	26	20.80[.819]
-60	50.40[1.984]	31	24.80[.976]
-70	58.40[2.299]	36	28.80[1.134]

NOTES:
1. MIRROR IMAGE FOOTPRINT ON OTHER SIDE OF PCB.
2. MEASUREMENTS SYMMETRIC ABOUT CENTERLINE.

UNLESS OTHERWISE SPECIFIED,
DIMENSIONS ARE IN MILLIMETERS.
TOLERANCES ARE:
DECIMALS ANGLES
X.X: ±0.3 [.01] ±5°
X.XX: ±0.13 [.005]
X.XXX: ±0.051 [.0020]

PROPRIETARY NOTE
THIS DOCUMENT CONTAINS CONFIDENTIAL AND
PROPRIETARY INFORMATION AND ALL DESIGN,
MANUFACTURING, REPRODUCTION, USE, PATENT RIGHTS
AND SALES RIGHTS ARE EXPRESSLY RESERVED BY SAMTEC,
INC. THIS DOCUMENT SHALL NOT BE DISCLOSED, IN WHOLE
OR PART, TO ANY UNAUTHORIZED PERSON OR ENTITY NOR
REPRODUCED, TRANSFERRED OR INCORPORATED IN ANY
OTHER PROJECT IN ANY MANNER WITHOUT THE EXPRESS
WRITTEN CONSENT OF SAMTEC, INC.

samtec

520 PARK EAST BLVD, NEW ALBANY, IN 47150
PHONE: 812-944-6733 FAX: 812-948-5047
e-Mail: info@SAMTEC.com code: 55322

**DESIGNED & DIMENSIONED
IN MILLIMETERS [INCHES]**

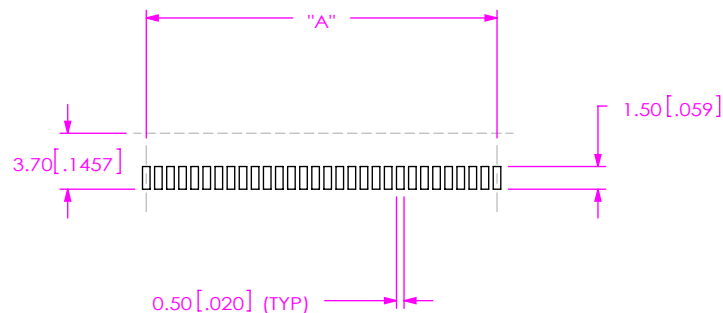


FIG 3
-30 POSITION SHOWN
(SAME AS FIG 1, EXCEPT AS SHOWN)
(USE FOR 10 THRU 35 POSITION)

NOTES:
1. STENCIL TO BE .006 [.15] THICK.

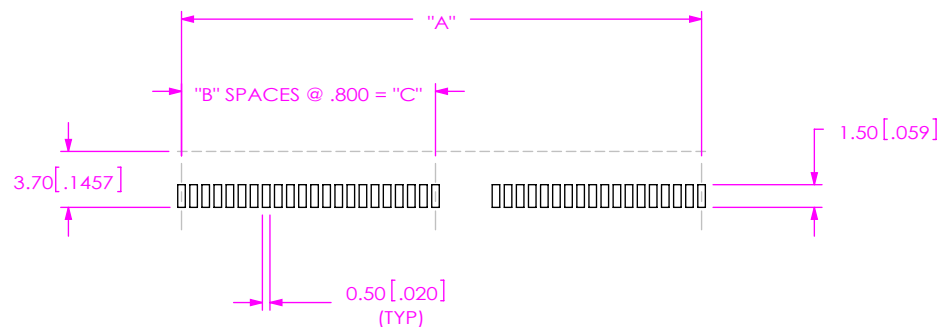


FIG 4
-40 POSITION SHOWN
(SAME AS FIG 2, EXCEPT AS SHOWN)
(USE FOR 40 THRU 70 POSITION)

• PROPRIETARY NOTE •
THIS DOCUMENT CONTAINS CONFIDENTIAL AND PROPRIETARY INFORMATION AND ALL DESIGN, MANUFACTURING, REPRODUCTION, USE, PATENT RIGHTS AND SALES RIGHTS ARE EXPRESSLY RESERVED BY SAMTEC, INC. THIS DOCUMENT SHALL NOT BE DISCLOSED, IN WHOLE OR PART, TO ANY UNAUTHORIZED PERSON OR ENTITY NOR REPRODUCED, TRANSFERRED OR INCORPORATED IN ANY OTHER PROJECT IN ANY MANNER WITHOUT THE EXPRESS WRITTEN CONSENT OF SAMTEC, INC.

samtec

520 PARK EAST BLVD, NEW ALBANY, IN 47150
PHONE: 812-944-6733 FAX: 812-948-5047
e-Mail: info@SAMTEC.com code: 55322

DESIGNED & DIMENSIONED
IN MILLIMETERS [INCHES]

TABLE 3	
MEC8 LEAD STYLE	"G"
-01	1.000[.0397]+/-.100[.0039]
-02	1.600[.0630]+/-.160[.0063]

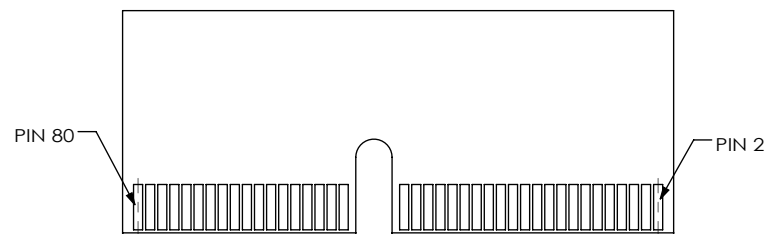
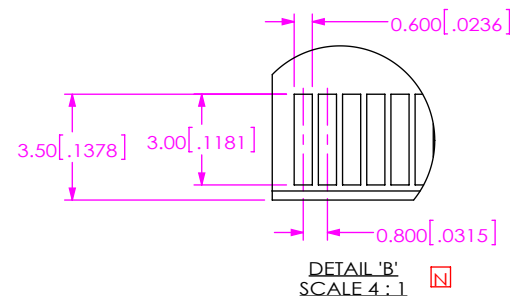
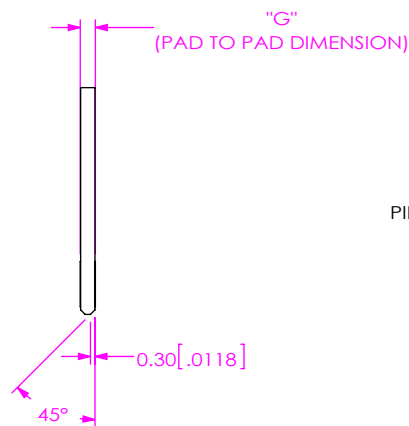
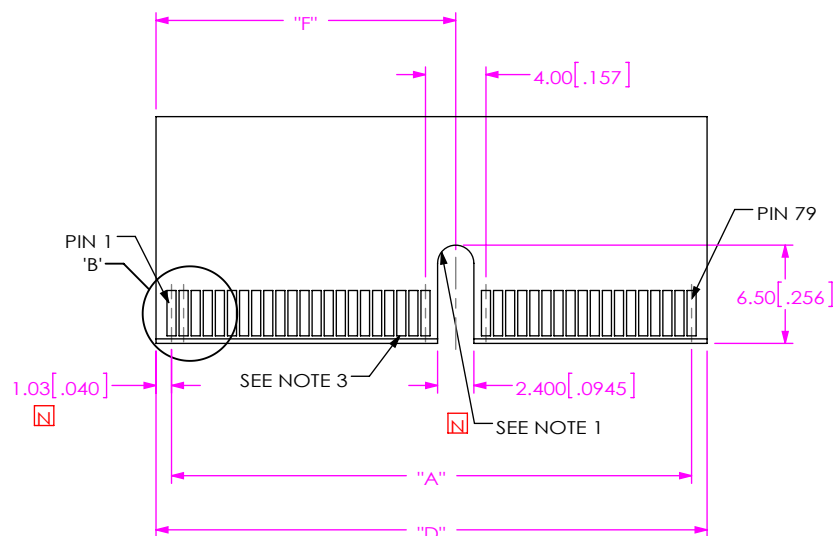
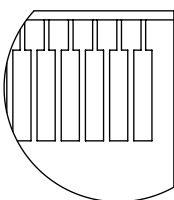


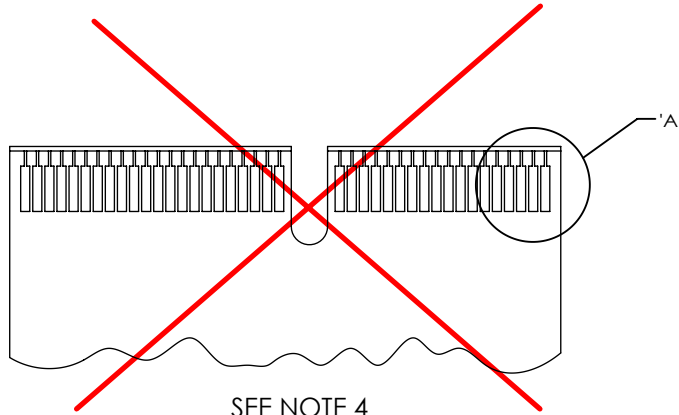
TABLE 2		
POSITION	"D"	"F"
-10	9.25[.364]	N/A
-20	17.25[.679]	N/A
-30	25.25[.994]	N/A
-35	29.25[1.152]	N/A
-40	36.45[1.435]	19.83[.781]
-45	40.45[1.592]	21.43[.844]
-50	44.45[1.750]	23.83[.938]
-60	52.45[2.065]	27.83[1.096]
-70	60.45[2.380]	31.83[1.253]

NOTES:

1. -10, -20, -30, AND -35 CARDS HAVE NO SLOT.
2. ALL DIMENSIONS ARE SYMMETRIC ABOUT THE CENTERLINE.
3. PLATING TO BE .000030 INCHES GOLD WITH A HARDNESS OF 130-200 KNOOP PER ASTM B 488 TYPE 2, GRADE C.
4. FOR PROPER CONTACT REGISTRATION, PLATING BUS TIE TO BE THE WIDTH OF THE EDGE FINGER.



DETAIL 'A'
SCALE 4:1



SEE NOTE 4

PROPRIETARY NOTE
THIS DOCUMENT CONTAINS CONFIDENTIAL AND PROPRIETARY INFORMATION AND ALL DESIGN, MANUFACTURING, REPRODUCTION, USE, PATENT RIGHTS AND SALES RIGHTS ARE EXPRESSLY RESERVED BY SAMTEC, INC. THIS DOCUMENT SHALL NOT BE DISCLOSED, IN WHOLE OR PART, TO ANY UNAUTHORIZED PERSON OR ENTITY NOR REPRODUCED, TRANSFERRED OR INCORPORATED IN ANY OTHER PROJECT IN ANY MANNER WITHOUT THE EXPRESS WRITTEN CONSENT OF SAMTEC, INC.

samtec

520 PARK EAST BLVD, NEW ALBANY, IN 47150
PHONE: 812-944-6733 FAX: 812-948-5047
e-Mail: info@SAMTEC.com code: 55322