

DO NOT
SCALE FROM
THIS PRINT

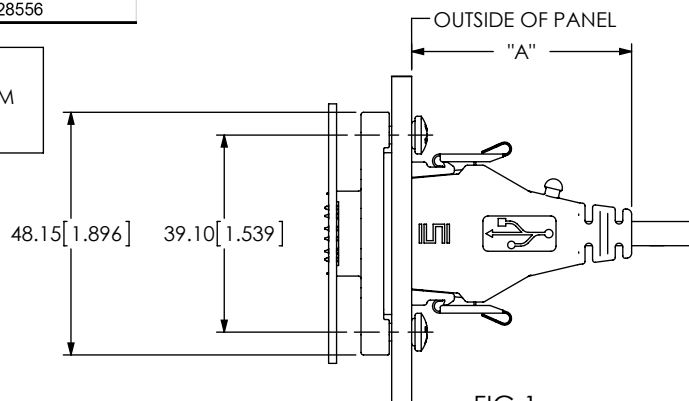


FIG 1
RCU-AMS END MATED WITH RPB-VT

DESIGNED & DIMENSIONED
IN MILLIMETERS [INCHES]

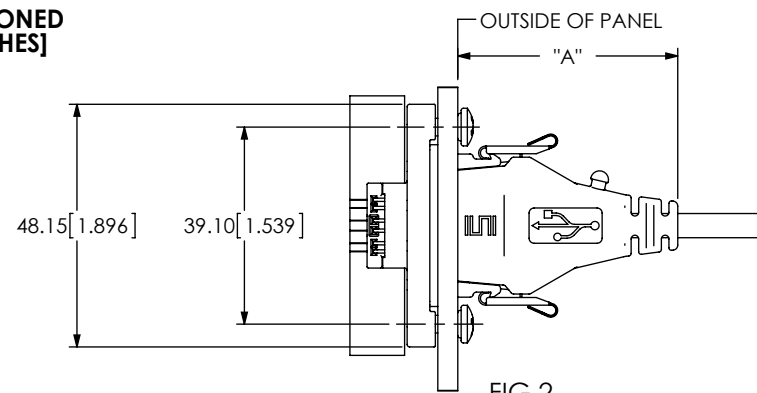


FIG 2
RCU-AMS END MATED WITH RPB-RA

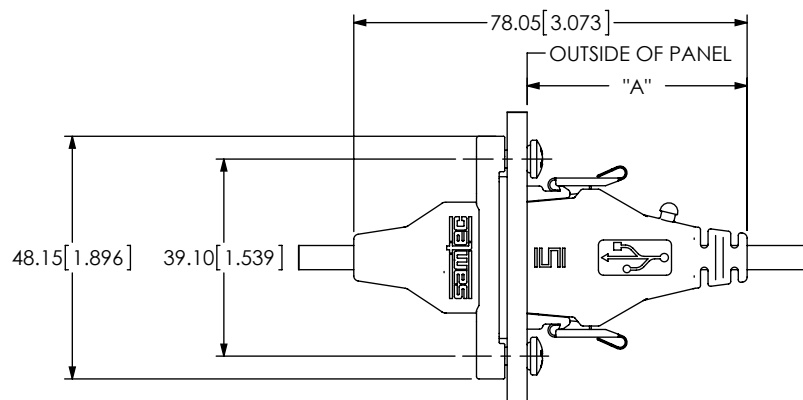


FIG 3
RCU-AMS END MATED WITH RPCU -AMS END

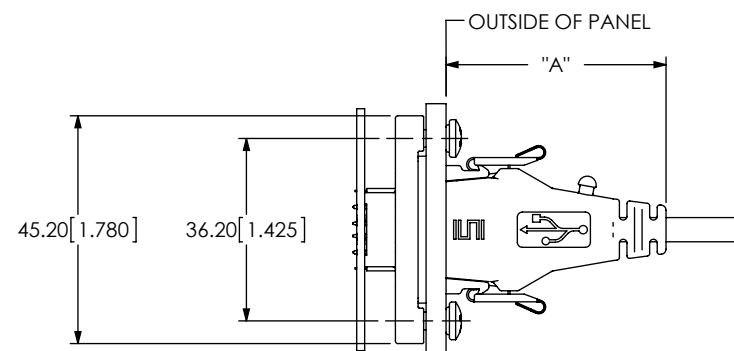


FIG 4
RCU-BMS END MATED WITH RPB-VT

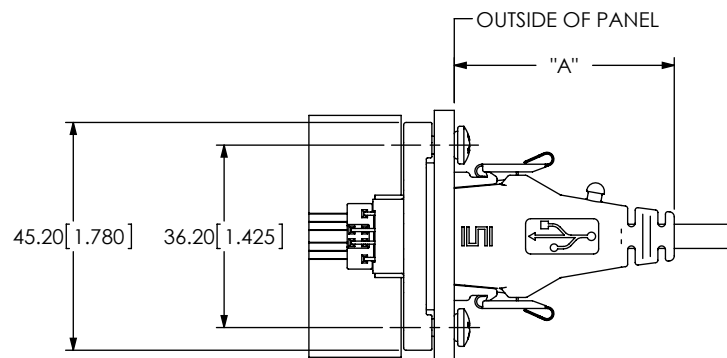


FIG 5
RCU-BMS END MATED WITH RPB-RA

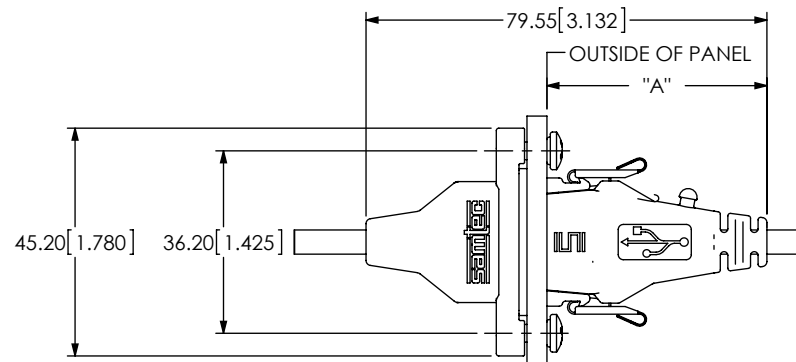


FIG 6
RCU-BMS END MATED WITH RPCU -BMS END

TABLE 1

	MAX	MIN
"A"	47.29 [1.862]	44.09 [1.736]

PROPRIETARY NOTE

THIS DOCUMENT CONTAINS INFORMATION
CONFIDENTIAL AND PROPRIETARY TO
SAMTEC, INC. AND SHALL NOT BE REPRODUCED
OR TRANSFERRED TO OTHER DOCUMENTS OR
DISCLOSED TO OTHERS OR USED FOR ANY
PURPOSE OTHER THAN THAT WHICH IT WAS
OBTAINED WITHOUT THE EXPRESSED WRITTEN
CONSENT OF SAMTEC, INC.

samtec

520 PARK EAST BLVD, NEW ALBANY, IN 47150
PHONE: 812-944-6733 FAX: 812-948-5047
e-Mail info@SAMTEC.com code 55322