

Specification Change: EU2B Pilot lights for explosion-proof control boxes



Dear Valued Partner,

We would like to inform you of a specification change and discontinuation regarding our EU2B Series pilot lights for explosion-proof control boxes.

Details are as follows:

1. Subject models and modification details

The LED lamps used for the following pilot lights will be changed from LSTD lamps to new LSRD. Also, the lens colour tone will be slightly changed. For lens colour tone change, please refer to “3. Remarks”

Subject models

Pilot lights	Part number	Rated operating	Part number of built-in LED lamp	
		voltage	Current	New
EU2B Series	EU2B-YL116■D*	100/110V AC	LSTD-6*	LSRD-6
	EU2B-YL1116■D	115V AC	LSTD-6*	LSRD-6
	EU2B-YL1126■D*	120V AC	LSTD-6*	LSRD-6
	EU2B-YL126■D*	200/220V AC	LSTD-6*	LSRD-6
	EU2B-YL1236■D*	230V AC	LSTD-6*	LSRD-6
	EU2B-YL1246■D*	AC240V	LSTD-6*	LSRD-6
	EU2B-YL1386■D*	AC380V	LSTD-6*	LSRD-6
	EU2B-YL146■D*	AC400/440V	LSTD-6*	LSRD-6
	EU2B-YL1486■D*	AC480V	LSTD-6*	LSRD-6
	EU2B-YL166■D*	AC/DC6V	LSTD-6*	LSRD-6
	EU2B-YL111■D*	AC/DC12V	LSTD-1*	LSRD-1
	EU2B-YL122■D*	AC/DC24V	LSTD-2*	LSRD-2
	EU2B-YL1110■D*	AC/DC100/120V(*1)	LSED-H*	LSRD-H2

- Colour code *: R (red), G (green), A (amber), Y (yellow), S (blue), PW (pure white)
Y (yellow) LSTD is not available, so PW (pure white) LSTD is used for Y (yellow) illumination of current products.
- New LSRD LED lamps have only one colour, so colour code specification is not needed.
- ■: C (exposed screw terminal), F (finger-safe screw terminal)
- Δ: Blank (for EC1A/EX1R), -E (for EX4R)
- (*1): For IECEx/ATEX, UL/c-UL, Ex-CCC

Part numbers of the current and new LED lamps (maintenance parts)

Part number		Colour code	
Current	New	Current	New
LSTD-6*	LSRD-6	R, G, A, S, PW	Not needed (1 colour LED)
LSTD-1*	LSRD-1		
LSTD-2*	LSRD-2		

- New LSRD LED lamps have only one colour, so colour code specification is not needed

Lens part number change (maintenance parts)

The part numbers of the lens for maintenance will be changed as below. Please note that the current part numbers will be discontinued.

Part number		Colour code
Current	New	
EU9Z-L*	EU9Z-LN*	*: R, G, A, Y, S, W

- Colour code*: R (red), G (green), Y (yellow), A (amber), S (blue), W (white)
- Use W (white) lens for PW (pure white) illumination.

2. Schedule





The specification change will be effective immediately.





















3. Remarks

After the change of LED lamps, products with new LED lamps will have new lenses.

Please be sure not to use new LED lamps with old lenses because the illumination color will be lighter.

<EU2B series pilot light>

Color	Lamp: On		Lamp: Off	
	Current lens + Current lamp	New lens + New lamp	Current lens + Current lamp	New lens + New lamp
R (Red)				

G (Green)				
A (Amber)				
Y (Yellow)				
S (Blue)				
PW (Pure white)				

For any questions or concerns, please visit us online at <https://us.idec.com> or email support@idec.com.