

DESIGNED & DIMENSIONED
IN MILLIMETERS[INCHES]

DO NOT
SCALE FROM
THIS PRINT

TABLE 1			
ITEM	COMPONENT	-HN	-H
1	SUB ASSEMBLY	SUB-MCX7-P-C-HN-RA-CA3	SUB-MCX7-P-C-H-RA-CA3
2	FERRULE	MCX-FER-001-N	MCX-FER-001-F
3	INSULATOR	MCX-INS-001	
4	CAP	MCX-CAP-001-N	MCX-CAP-001-F

MCX7-P-C-XX-RA-CA3-X

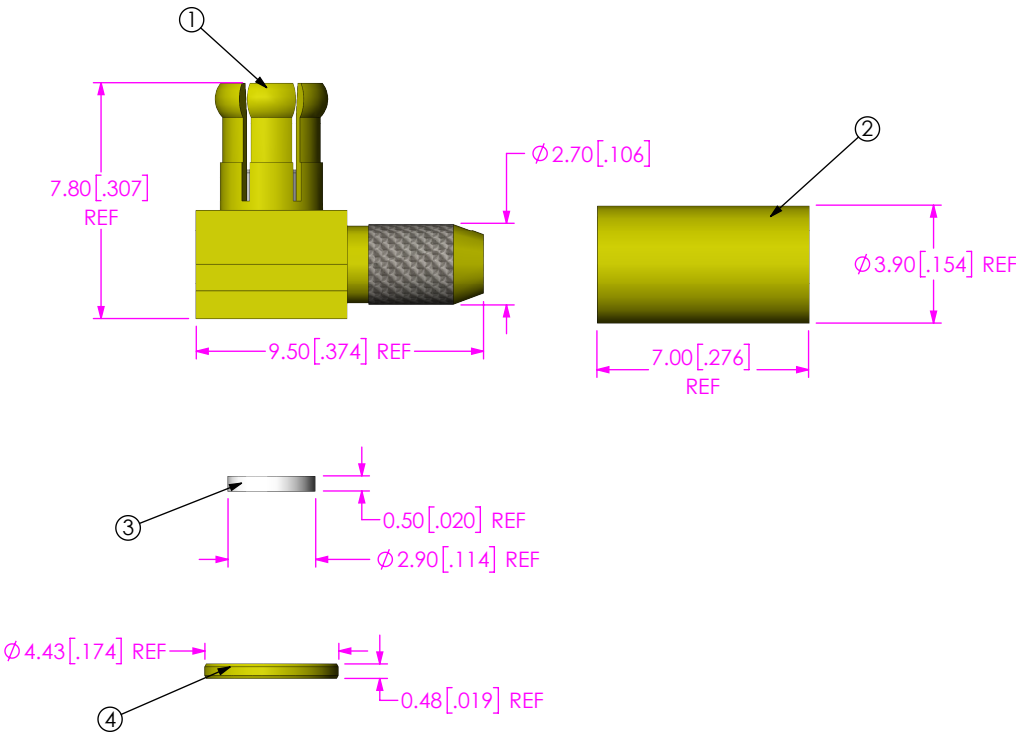
GENDER
-P: PLUG

TYPE
-C: CABLE

PACKAGING
-BLANK: INDIVIDUALLY
BAGGED
-B: BULK PACKAGING
(MAX QTY=100)

TERMINATION
-CA3: CABLE (RG179)
ORIENTATION
-RA: RIGHT ANGLE

PLATING SPECIFICATION
-HN:30μ" GOLD CENTER CONTACT,
100μ" NICKEL OUTER CONTACT
-H: 30μ" GOLD CENTER CONTACT,
3μ" GOLD OUTER CONTACT
(SEE TABLE 1)



NOTES:

- NOTE DELETED.
- NOTE DELETED.
- NOTE DELETED.
- NOTE DELETED.
- PRODUCT TO BE PACKAGED PER PRECISION RF SECTION OF PACKAGING MANUAL.
- NOTE DELETED.
- NOTE DELETED.
- NOTE DELETED.

UNLESS OTHERWISE SPECIFIED,
DIMENSIONS ARE IN
MILLIMETERS [INCHES].
TOLERANCES ARE:
DECIMALS ANGLES
.X: ±0.3 [.01] 2°
.XX: ±0.13 [.005]
.XXX: ±0.051 [.0020]

PROPRIETARY NOTE
THIS DOCUMENT CONTAINS CONFIDENTIAL AND
PROPRIETARY INFORMATION AND ALL DESIGN,
MANUFACTURING, REPRODUCTION, USE, PATENT RIGHTS
AND SALES RIGHTS ARE EXPRESSLY RESERVED BY SAMTEC,
INC. THIS DOCUMENT SHALL NOT BE DISCLOSED, IN WHOLE
OR PART, TO ANY UNAUTHORIZED PERSON OR ENTITY NOR
REPRODUCED, TRANSFERRED OR INCORPORATED IN ANY
OTHER PROJECT IN ANY MANNER WITHOUT THE EXPRESS
WRITTEN CONSENT OF SAMTEC, INC.

MATERIAL: DO NOT SCALE DRAWING SHEET SCALE: 4:1
SHELL, FERRULE, CAP: BRASS
CONTACT: BRASS
DIELECTRIC: PTFE

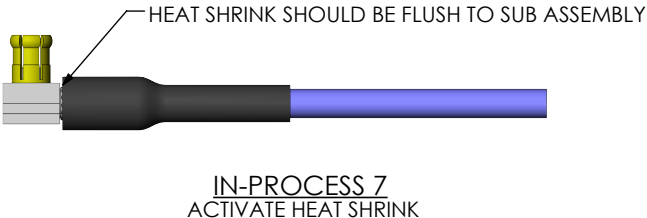
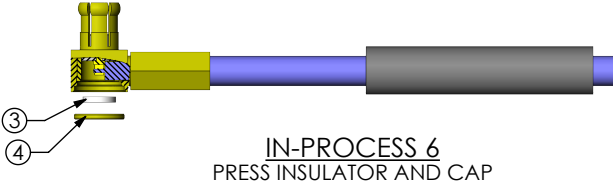
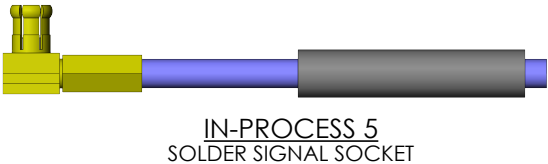
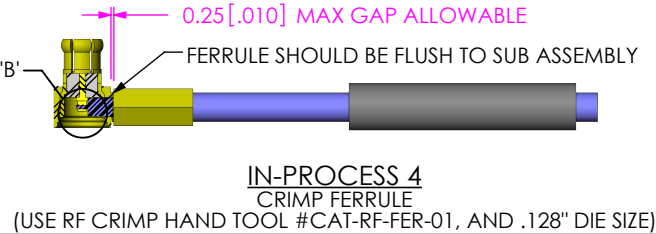
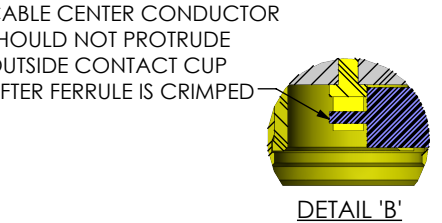
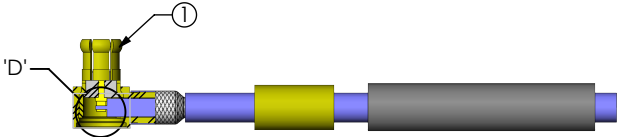
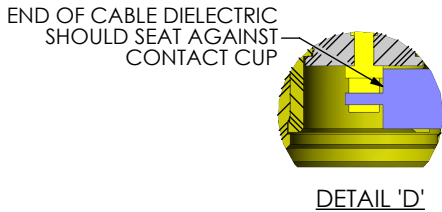
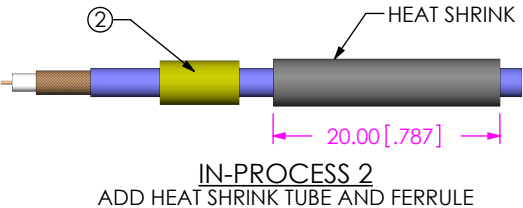
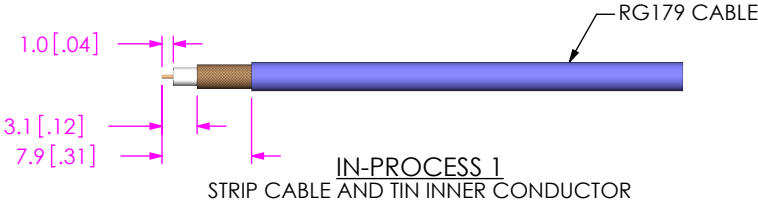
samtec

520 PARK EAST BLVD, NEW ALBANY, IN 47150
PHONE: 812-944-6733 FAX: 812-948-5047
e-Mail: info@SAMTEC.com code: 55322

DESCRIPTION:
TRUE 75 OHM, MCX RIGHT ANGLE PLUG, RG179

DWG. NO.
MCX7-P-C-XX-RA-CA3-X

BY: R MUSSER 02/06/2008 SHEET 1 OF 3



PROPRIETARY NOTE
THIS DOCUMENT CONTAINS CONFIDENTIAL AND PROPRIETARY INFORMATION AND ALL DESIGN, MANUFACTURING, REPRODUCTION, USE, PATENT RIGHTS AND SALES RIGHTS ARE EXPRESSLY RESERVED BY SAMTEC, INC. THIS DOCUMENT SHALL NOT BE DISCLOSED, IN WHOLE OR PART, TO ANY UNAUTHORIZED PERSON OR ENTITY NOR REPRODUCED, TRANSFERRED OR INCORPORATED IN ANY OTHER PROJECT IN ANY MANNER WITHOUT THE EXPRESS WRITTEN CONSENT OF SAMTEC, INC.

DO NOT SCALE DRAWING
SHEET SCALE: 1.5:1

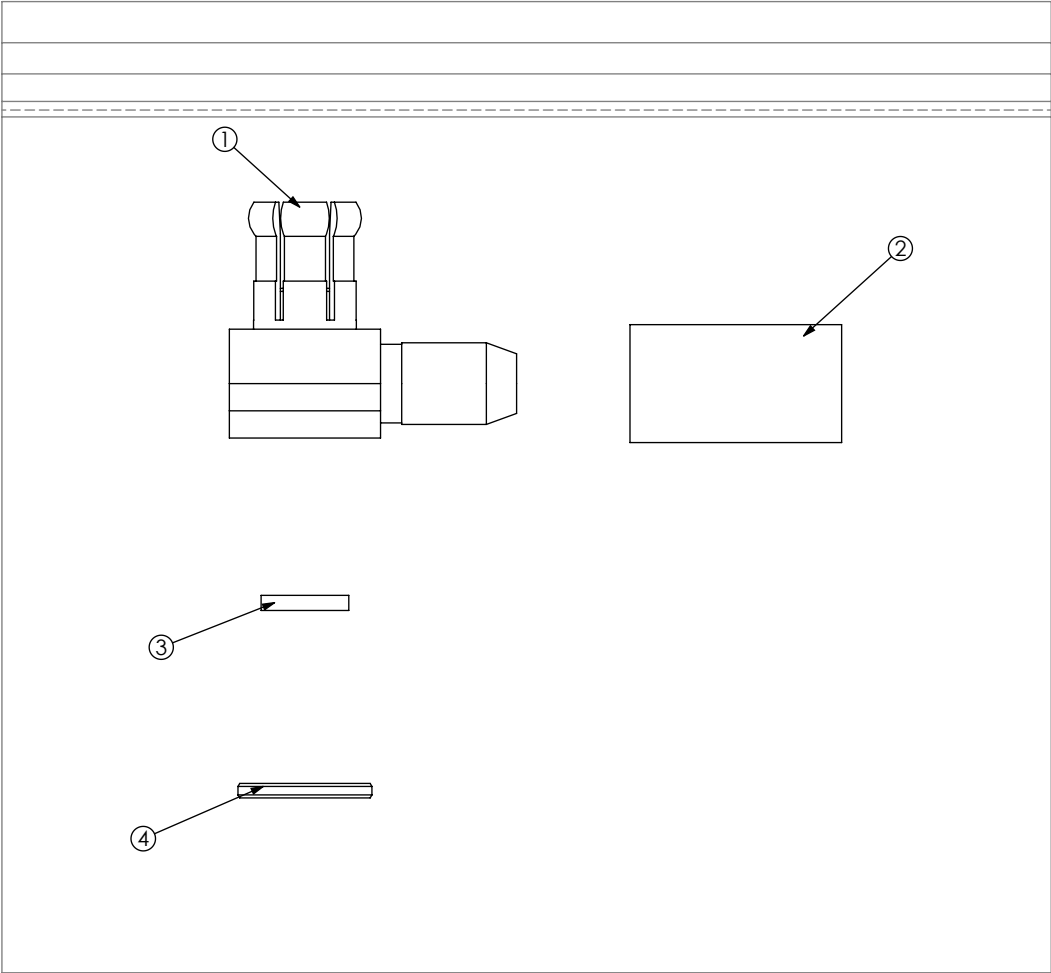


520 PARK EAST BLVD, NEW ALBANY, IN 47150
PHONE: 812-944-6733 FAX: 812-948-5047
e-Mail: info@SAMTEC.com code: 55322

DESCRIPTION:
TRUE 75 OHM, MCX RIGHT ANGLE PLUG, RG179

DWG. NO.
MCX7-P-C-XX-RA-CA3-X

BY: R MUSSER 02/06/2008 SHEET 2 OF 3



PACKAGING VIEW
MCX7-P-C-XX-RA-CA3 SHOWN

* PROPRIETARY NOTE *
THIS DOCUMENT CONTAINS CONFIDENTIAL AND PROPRIETARY INFORMATION AND ALL DESIGN, MANUFACTURING, REPRODUCTION, USE, PATENT RIGHTS AND SALES RIGHTS ARE EXPRESSLY RESERVED BY SAMTEC, INC. THIS DOCUMENT SHALL NOT BE DISCLOSED, IN WHOLE OR PART, TO ANY UNAUTHORIZED PERSON OR ENTITY NOR REPRODUCED, TRANSFERRED OR INCORPORATED IN ANY OTHER PROJECT IN ANY MANNER WITHOUT THE EXPRESS WRITTEN CONSENT OF SAMTEC, INC.

DO NOT SCALE DRAWING

SHEET SCALE: 1.5:1



520 PARK EAST BLVD, NEW ALBANY, IN 47150
PHONE: 812-944-6733 FAX: 812-948-5047
e-Mail: info@SAMTEC.com code: 55322

DESCRIPTION:
TRUE 75 OHM, MCX RIGHT ANGLE PLUG, RG179

DWG. NO.
MCX7-P-C-XX-RA-CA3-X

BY: R MUSSER 02/06/2008 SHEET 3 OF 3