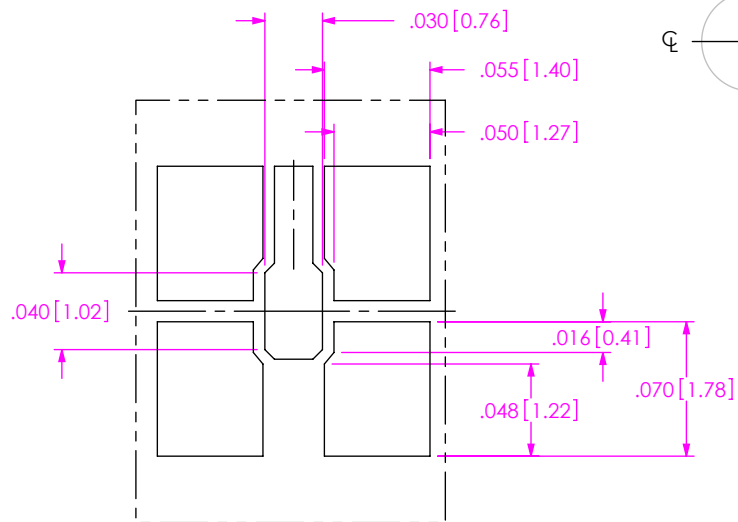
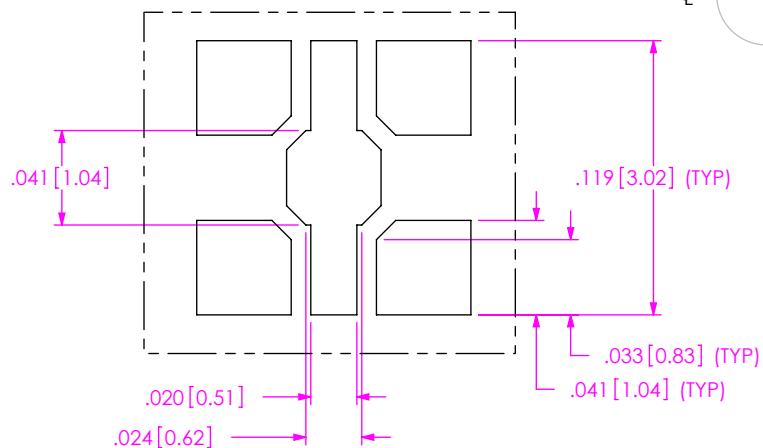


NOTES:

1. STENCIL TO BE .0050[.127] THICK.
2. TO ACHIEVE THE DESIRED SOLDER VOLUME, WE RECOMMEND THAT SOLDER PASTE BE PRINTED ON BOTH SIDES OF THE PCB USING THE LAYOUTS IN FIGURES 3 AND 4.
3. SINGLE SIDE SOLDER PRINTING MAY BE POSSIBLE BY ADJUSTING PRINTER PROCESS VARIABLES. CONTACT SAMTEC'S INTERCONNECT PROCESSING GROUP AT (800) SAMTEC9 OR IPG@SAMTEC.COM FOR MORE INFORMATION.
4. NOTE DELETED.



DETAIL 'C'
SCALE 10 : 1



DETAIL 'E'
SCALE 12 : 1

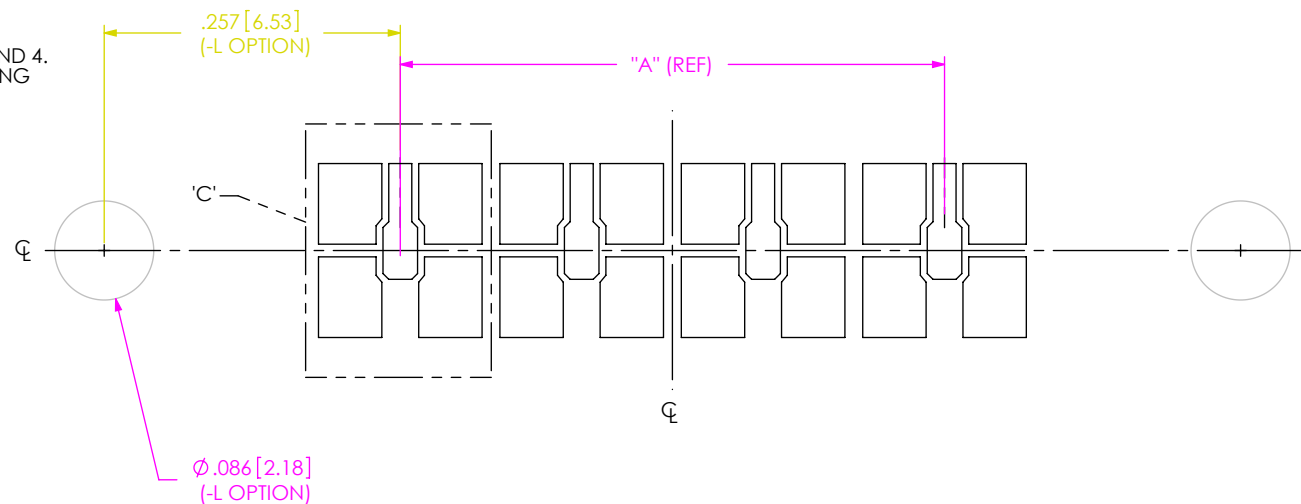


FIG 3
TOP SIDE
(STENCIL FOR 1 ROW x 4 POSITION SHOWN)
(ALL DIMENSIONS ARE SYMMETRIC ABOUT THE CENTERLINE)

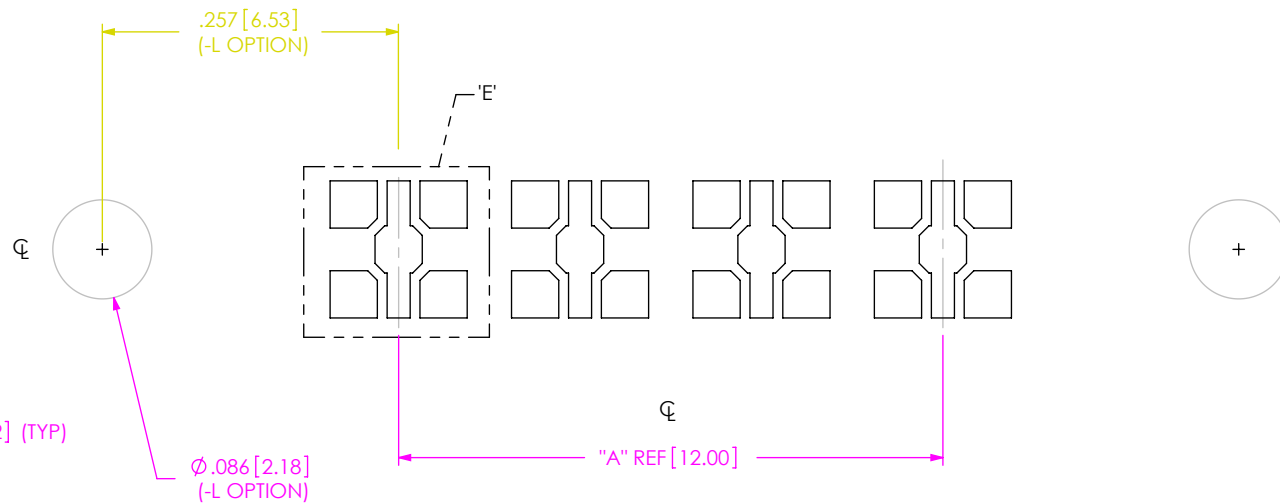


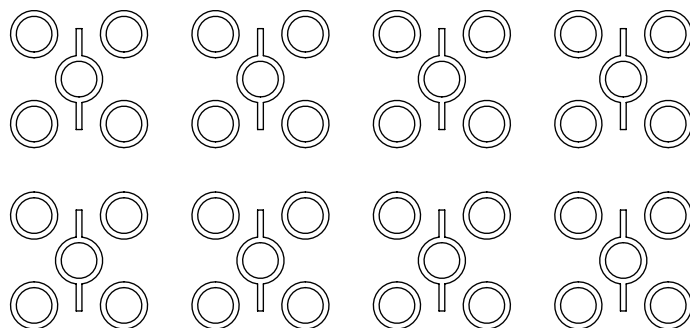
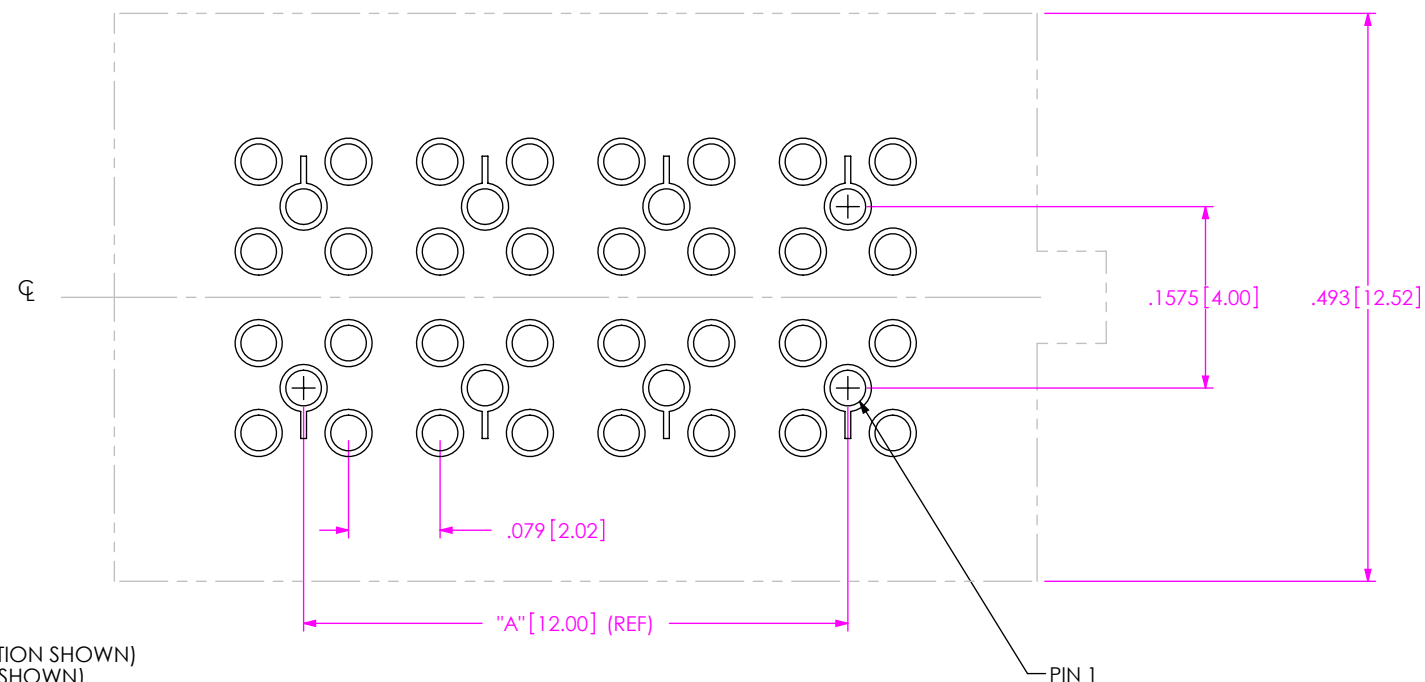
FIG 4
BOTTOM SIDE
(STENCIL FOR 1 ROW x 4 POSITION SHOWN)
(ALL DIMENSIONS ARE SYMMETRIC ABOUT THE CENTERLINE)

PROPRIETARY NOTE

THIS DOCUMENT CONTAINS INFORMATION
CONFIDENTIAL AND PROPRIETARY TO
SAMTEC, INC. AND SHALL NOT BE REPRODUCED
OR TRANSFERRED TO OTHER DOCUMENTS OR
DISCLOSED TO OTHERS OR USED FOR ANY
PURPOSE OTHER THAN THAT WHICH IT WAS
OBTAINED WITHOUT THE EXPRESSED WRITTEN
CONSENT OF SAMTEC, INC.

samtec

520 PARK EAST BLVD, NEW ALBANY, IN 47150
PHONE: 812-944-6733 FAX: 812-948-5047
e-Mail: info@SAMTEC.com code: 55322



PROPRIETARY NOTE

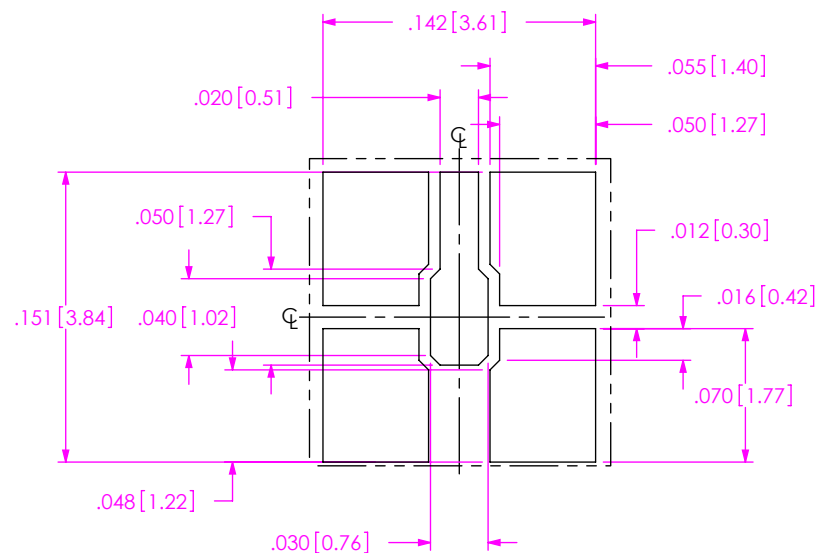
THIS DOCUMENT CONTAINS INFORMATION
CONFIDENTIAL AND PROPRIETARY TO
SAMTEC, INC. AND SHALL NOT BE REPRODUCED
OR TRANSFERRED TO OTHER DOCUMENTS OR
DISCLOSED TO OTHERS OR USED FOR ANY
PURPOSE OTHER THAN THAT WHICH IT WAS
OBTAINED WITHOUT THE EXPRESSED WRITTEN
CONSENT OF SAMTEC, INC.

samtec

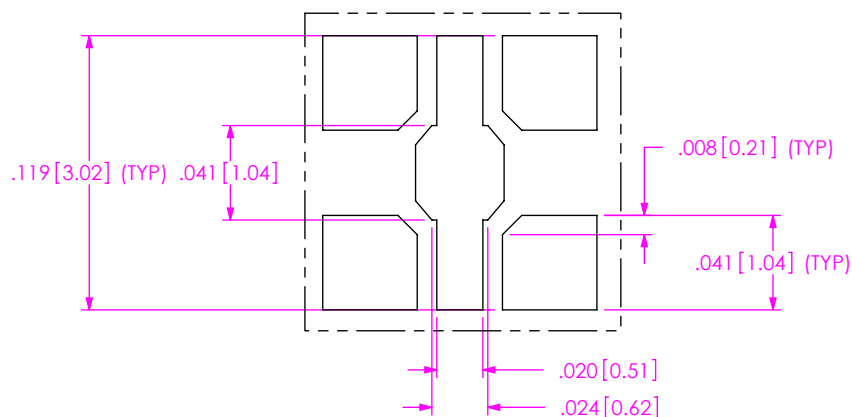
520 PARK EAST BLVD, NEW ALBANY, IN 47150
PHONE: 812-944-6733 FAX: 812-948-5047
e-Mail: info@SAMTEC.com code: 55322

NOTES:

1. STENCIL TO BE .0050[.127] THICK.
2. TO ACHIEVE THE DESIRED SOLDER VOLUME, WE RECOMMEND THAT SOLDER PASTE BE PRINTED ON BOTH SIDES OF THE PCB USING THE LAYOUTS IN FIGURES 7 AND 8 .055[1.40] .
3. SINGLE SIDE SOLDER PRINTING MAY BE POSSIBLE BY ADJUSTING PRINTER PROCESS VARIABLES. CONTACT SAMTEC'S INTERCONNECT PROCESSING GROUP AT (800) SAMTEC9 OR IPG@SAMTEC.COM FOR MORE INFORMATION.
4. NOTE DELETED.



DETAIL 'D'
SCALE 10 : 1



DETAIL 'F'
SCALE 12 : 1

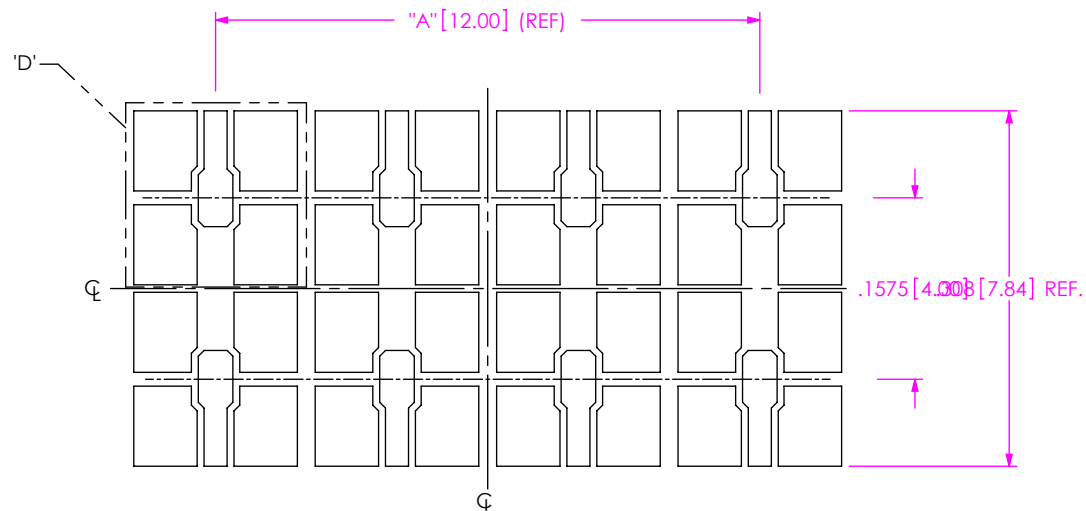


FIG 7
TOP SIDE
(STENCIL FOR 2 ROW x 4 POSITION SHOWN)
(SAME AS FIG 2, EXCEPT AS SHOWN)
(ALL DIMENSIONS ARE SYMMETRIC ABOUT THE CENTERLINE)

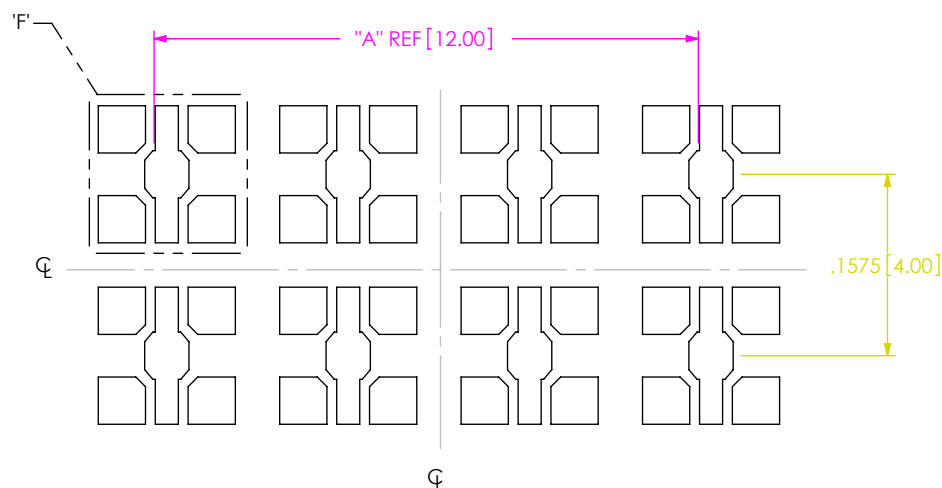


FIG 8
BOTTOM SIDE
(STENCIL FOR 2 ROW x 4 POSITION SHOWN)
(SAME AS FIG 2, EXCEPT AS SHOWN)
(ALL DIMENSIONS ARE SYMMETRIC ABOUT THE CENTERLINE)

PROPRIETARY NOTE

THIS DOCUMENT CONTAINS INFORMATION
CONFIDENTIAL AND PROPRIETARY TO
SAMTEC, INC. AND SHALL NOT BE REPRODUCED
OR TRANSFERRED TO OTHER DOCUMENTS OR
DISCLOSED TO OTHERS OR USED FOR ANY
PURPOSE OTHER THAN THAT WHICH IT WAS
OBTAINED WITHOUT THE EXPRESSED WRITTEN
CONSENT OF SAMTEC, INC.

samtec

520 PARK EAST BLVD, NEW ALBANY, IN 47150
PHONE: 812-944-6733 FAX: 812-948-5047
e-Mail: info@SAMTEC.com code: 55322