

WR-102 Standard Gain Horn Antenna Operating From 7 GHz to 11 GHz, 15 dBi Nominal Gain, SMA Female Input Connector, ProLine

Technical Data Sheet

PE9857B/SF-15

Features

- WR-102 Rectangular Waveguide Interface
- 7 GHz to 11 GHz
- 15 dBi Nominal Gain
- SMA Female Connector

Applications

- Antenna Measurements
- Laboratory Use
- Wireless Communication
- Microwave Radio Systems

Description

The Proline series PE9857B/SF-15 standard gain horn antenna (also known as waveguide horn) from Pasternack is part of our huge selection of waveguide antennas. This Pasternack standard gain horn antenna is manufactured with a WR-102 input and a waveguide to coax transition adapter. Our WR-102 standard gain horn antenna has a nominal gain of 15 dBi. This WR-102 standard gain horn has a SMA waveguide to coax transition adapter that is female gender. The Pasternack 15 dBi WR-102 horn antenna operates from 7 GHz to 11 GHz. The WR-102 PE9857B/SF-15 waveguide horn is US made and TAA compliant. It is part of over 40,000 RF, microwave and millimeter wave components available from Pasternack. Waveguide standard gain horn antennas, such as the PE9857B/SF-15, are used in a wide variety of applications due to their high power handling capability, low loss, high directivity, and near constant electrical performance. Pasternack's SMA female WR-102 standard gain horns are available in 10, 15 and 20 dBi models with pyramidal shape and rectangular input. Our WR-102 standard gain horn Proline antennas with SMA female interface can ship worldwide the same day as it is purchased as with our other available RF parts.

Configuration

Design	WR-102 Standard Gain Horn
Pattern	Directional
Polarization	Linear
Coaxial Interface	SMA Female

Electrical Specifications

Description	Minimum	Typical	Maximum	Units
Frequency Range	7		11	GHz
Waveguide Standard Gain Horn				
Gain		15		dB
Waveguide to Coaxial Adapter				
Input VSWR		1.25:1		

Click the following link (or enter part number in "SEARCH" on website) to obtain additional part information including price, inventory and certifications: [WR-102 Standard Gain Horn Antenna Operating From 7 GHz to 11 GHz, 15 dBi Nominal Gain, SMA Female Input Connector, ProLine PE9857B/SF-15](#)



WR-102 Standard Gain Horn Antenna Operating
From 7 GHz to 11 GHz, 15 dBi Nominal Gain,
SMA Female Input Connector, ProLine

Technical Data Sheet

PE9857B/SF-15

Mechanical Specifications

Size

Length	6.33 in [160.78 mm]
Width	2.7 in [68.58 mm]
Height	1.97 in [50.04 mm]
Weight	0.5 lbs [226.8 g]

RF Connector

Type	SMA Female
------	------------

Waveguide Interface

Waveguide Size	WR-102
Flange Type	Square Cover
Body Material and Plating	Aluminum

Environmental Specifications

Environmental Specification Notes:
PE9857B/SF-15

Compliance Certifications (see [product page](#) for current document)

Plotted and Other Data

2 Dimensional OML Drawing	PE9857B/SF-15
Notes:	

WR-102 Standard Gain Horn Antenna Operating From 7 GHz to 11 GHz, 15 dBi Nominal Gain, SMA Female Input Connector, ProLine from Pasternack Enterprises has same day shipment for domestic and International orders. Our RF, microwave and millimeter wave products maintain a 99.4% availability and are part of the broadest selection in the industry.

Click the following link (or enter part number in "SEARCH" on website) to obtain additional part information including price, inventory and certifications: [WR-102 Standard Gain Horn Antenna Operating From 7 GHz to 11 GHz, 15 dBi Nominal Gain, SMA Female Input Connector, ProLine PE9857B/SF-15](#)

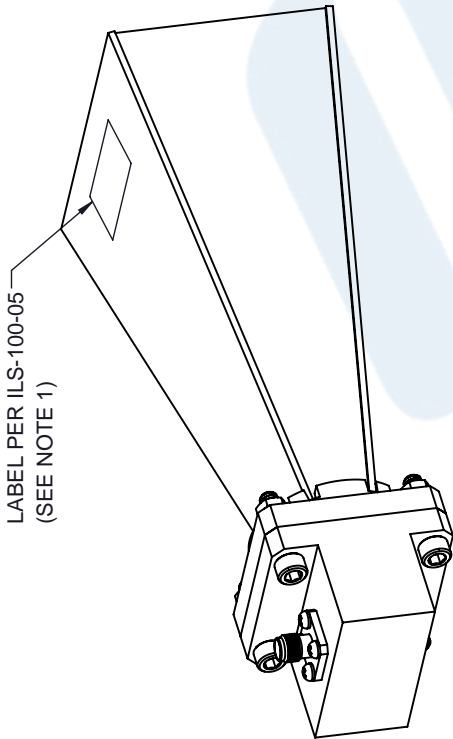
URL: <https://www.pasternack.com/waveguide-standard-gain-horn-antenna-0-pe9857b-sf-15-p.aspx>

The information contained in this document is accurate to the best of our knowledge and representative of the part described herein. It may be necessary to make modifications to the part and/or the documentation of the part, in order to implement improvements. Pasternack reserves the right to make such changes as required. Unless otherwise stated, all specifications are nominal. Pasternack does not make any representation or warranty regarding the suitability of the part described herein for any particular purpose, and Pasternack does not assume any liability arising out of the use of any part or documentation.

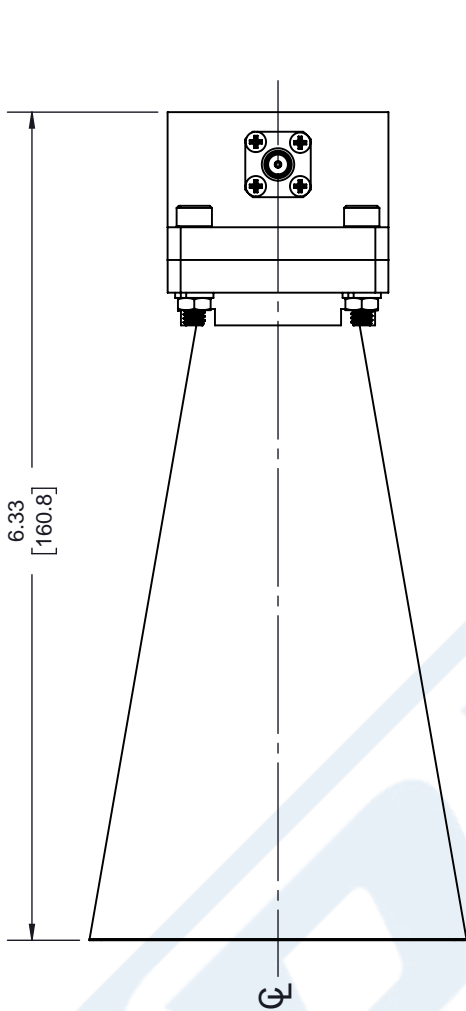
PE9857B/SF-15 CAD Drawing

WR-102 Standard Gain Horn Antenna Operating From 7 GHz to 11 GHz,
15 dBi Nominal Gain, SMA Female Input Connector, ProLine

REVISIONS			
REV.	DESCRIPTION	DATE	APPROVED
A	INITIAL RELEASE	02/23/2021	KHIETPAS

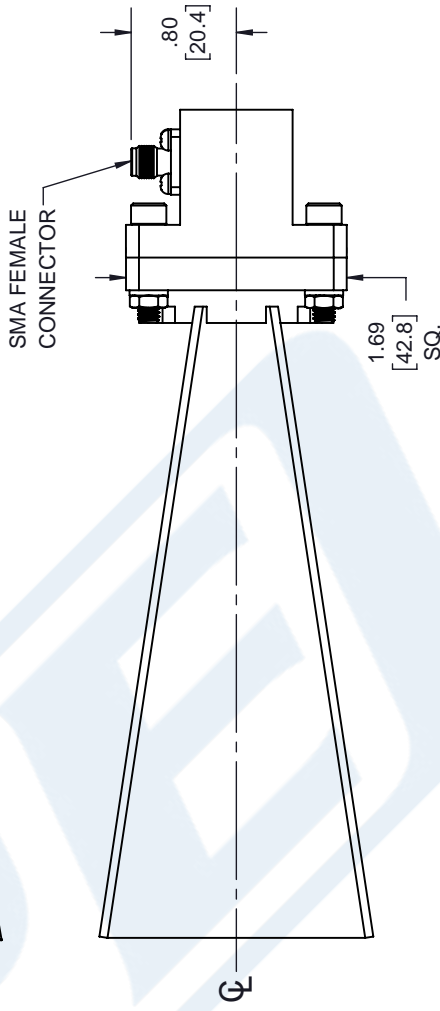


LABEL PER ILS-100-05
(SEE NOTE 1)

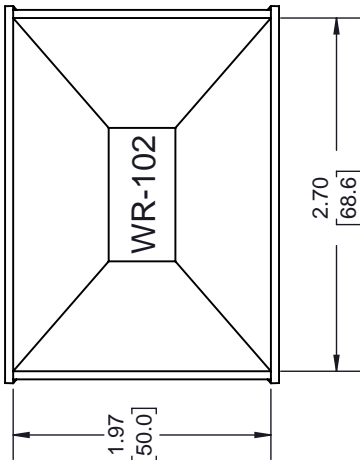
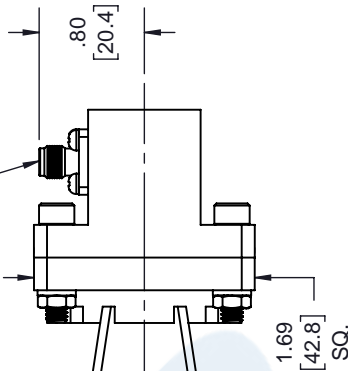


6.33
[160.8]

CL



SMA FEMALE
CONNECTOR



WR-102

NOTES:

1. LABEL PER ILS-100-05 (FOR INTERNAL REFERENCE ONLY)
LABEL LOCATION FOR REFERENCE ONLY

THESE COMMODITIES, TECHNOLOGY OR SOFTWARE WERE EXPORTED FROM THE UNITED STATES IN ACCORDANCE
WITH THE EXPORT ADMINISTRATION REGULATIONS. DIVERSION CONTRARY TO U.S. LAW PROHIBITED.

UNLESS OTHERWISE SPECIFIED
LEADING DIMENSIONS ARE INCHES
DIMENSIONS IN [] ARE MILLIMETERS

TOLERANCES:

.X = ±.2 [5.08] FRACTIONS
.XX = ±.02 [51] ±1/32
.XXX = ±.005 [.13] ANGLES ±1°

CABLE LENGTH (L) TOLERANCES:

L ≤ 12 [305] = +1 [25] / -0
12 [305] < L ≤ 60 [1524] = +2 [51] / -0
60 [1524] < L ≤ 120 [3048] = +4 [102] / -0
120 [3048] < L ≤ 300 [7620] = +6 [152] / -0
300 [7620] < L = +5% / -0

ALL DIMENSIONS SHOWN
ARE FOR REFERENCE ONLY.

THIRD-ANGLE PROJECTION

THE INFORMATION AND
DESIGN IN THIS DOCUMENT
IS THE PROPERTY OF
PASTERNAK CORPORATION
ALL RIGHTS RESERVED.

SHEET 1 OF 1

SCALE N/A

REV A

PE PASTERNAK
an INFINITE brand

Pasternack Enterprises, Inc.
P.O. Box 16759, Irvine, CA 92623.
Phone: 1.949.261.1920 | 1.866.727.8376

Fax: 1.949.261.7451
Website: www.pasternack.com
E-mail: sales@pasternack.com

SIZE A CAGE CODE 53919 DRAWN BY BPUCHASKI ITEM NO. PE9857B/SF-15