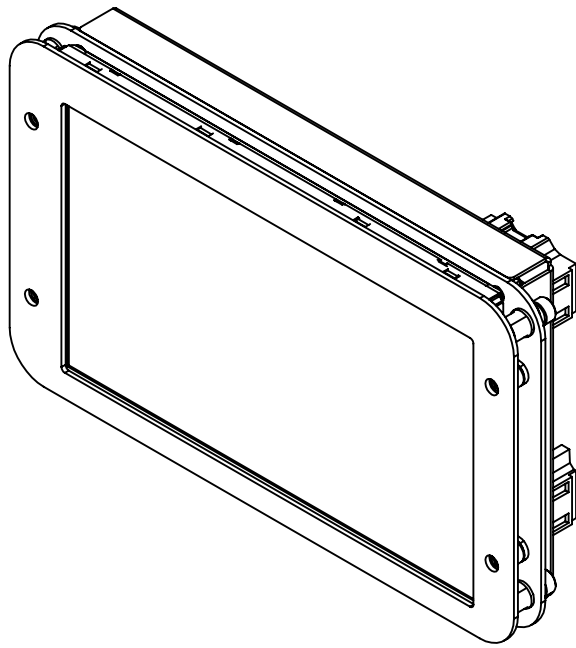
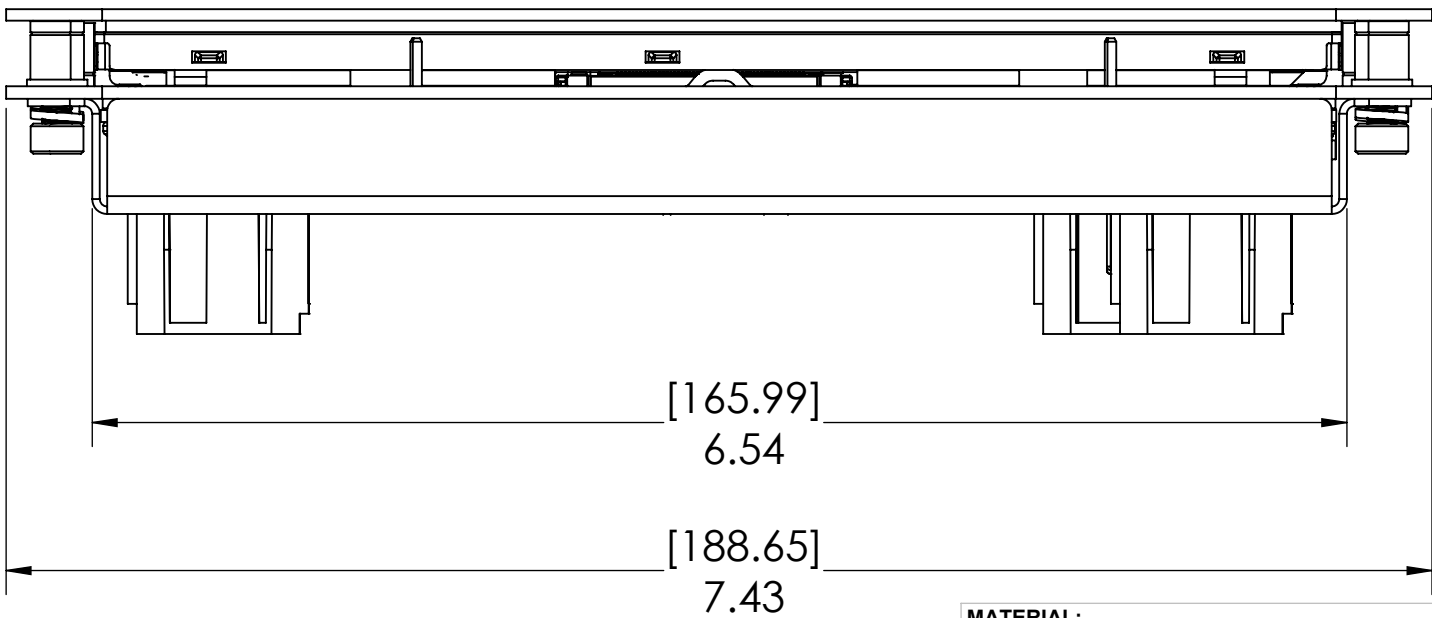
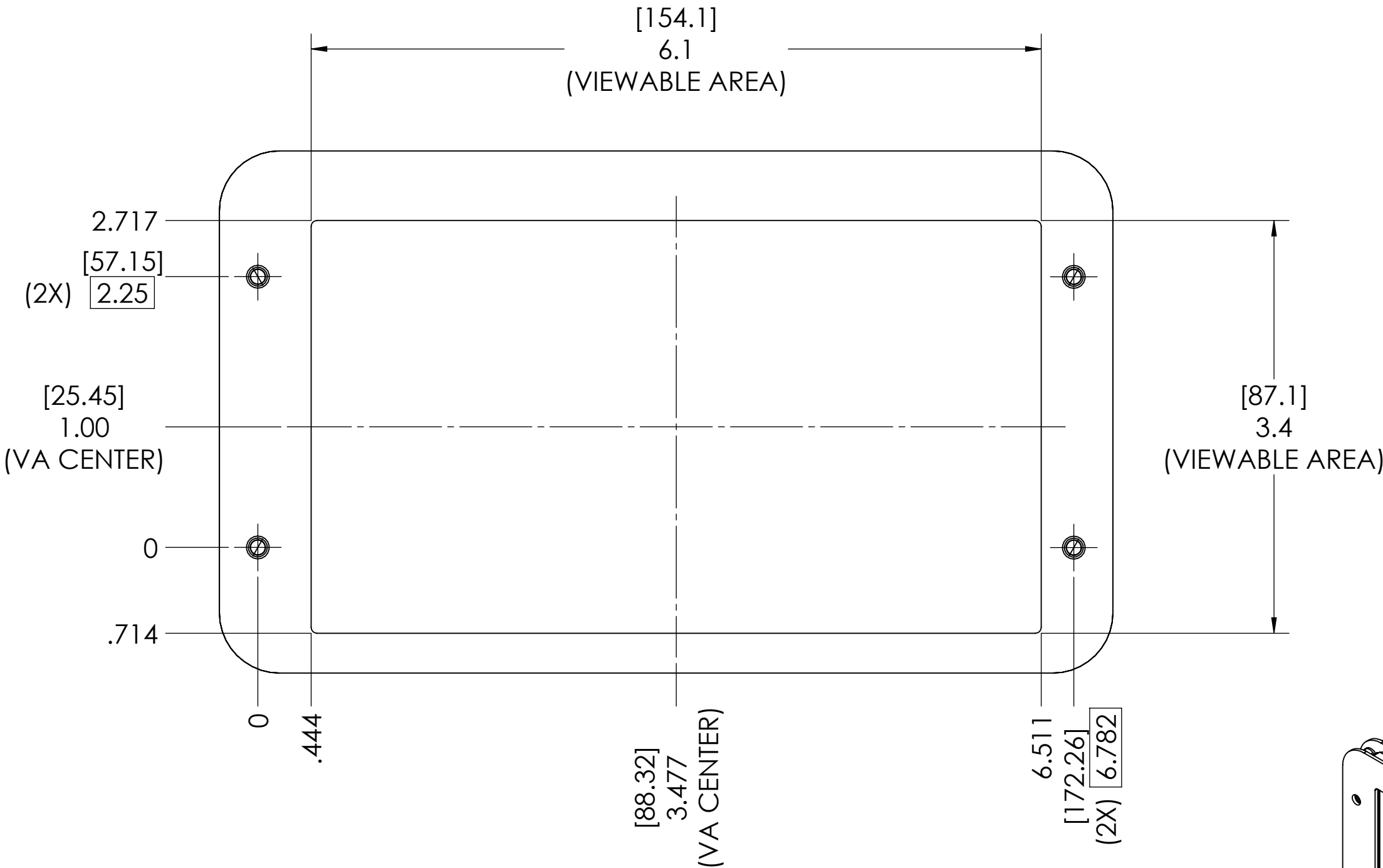
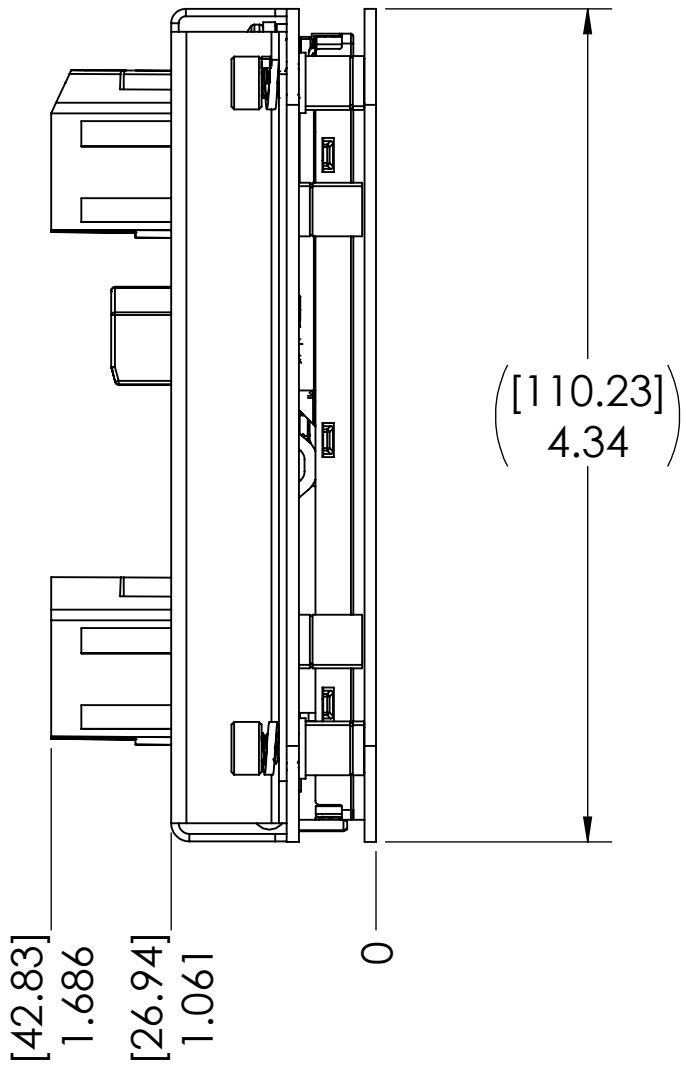


This Drawing and Subject Matter Discussed Herein Are Proprietary Items to Which AI Retains the Exclusive Right of Dissemination, Reproduction, Manufacture, Use and Sale. This Drawing is Submitted in Confidence for Consideration by the Recipient Alone Unless Permission for Further Disclosure Is Expressly Granted in Writing by AI.

NOTES:

- EVIC OVERALL DIMENSIONS, STANDARD AND [METRIC]
- FWD MOUNTING HOLES 4X M4

REVISIONS				
ZONE	REV.	DESCRIPTION	DATE	APPROVED
	A	PRODUCTION RELEASE	01/20/2016	
	B	ENCLOSURE UPDATE	02/11/2021	
	C1	ENCLOSURE UPDATED TO ACCOMMODATE VIEWING AREA	11/07/2021	
	C2	UPDATED ENCLOSURE DIMENSIONS	03/18/2023	



MATERIAL: N/A	
FINISH: N/A	
<b>GENERAL INSTRUCTIONS:</b> DIM AND TOL PER ANSI Y-14.5  BREAK AND DEBURR ALL SHARP EDGES  DO NOT ANODIZE UNLESS INSTRUCTED TO DO SO  CONTACT SOC CONCERNING MISSING DIMENSIONS  ALL DIMENSIONS APPLY AFTER PLATING	UNLESS SPECIFIED DIMENSIONS ARE INCHES & MINIMUM TOLERANCES ARE:  .X ± 0.1 .XX ± 0.01 .XXX ± 0.005 .XXXX ± 0.0005 FRACTIONS ± 1/64 ANGLES ± 30° SURFACE FINISH 64  --DO NOT SCALE DRAWING--
	SOLIDWORKS GENERATED DWG ECO MODIFICATIONS MUST BE SIGNED, DATED, & IN PEN
	APPROVALS RESP ENG  DRAWN k.coelho CHECKED
	DATE  03/18/23



ANDROMEDA INTERFACES  
3402 Piazza De Oro Ste 100  
Oceanside, CA, 92056  
TEL: (877) 332-6055  
ai-hmi.com

EVIC

SIZE	DWG. NO.	REV.
1:1	C	C2
FILE:	EVIC-REV-C2.STEP	SHEET 1 of 1