



Product Change Notification

TE Connectivity

Product Change Notification: PCN-23-182942

PCN Date: 02-AUG-23

TE would like to inform you of the following change(s) to the listed TE Connectivity Product. In case of any further questions about this change(s), please contact your TE Connectivity Sales Engineer. Affected part, drawing and/or specification numbers are listed on the attached sheet(s).

General Product Description:

24 PIN 0.5mm P FPC CONN, BACK FLIP LOCK

Description of Changes

Housing Gate Location Change of 2-2328702-4. Before: Gate location - side position of resin core. After: Gate location - middle position of resin core

Other attachments:

[Gate Location Change_2-2328702-4](#)

Reason for Changes:

Product cosmetic or appearance update

PCN Attributes:

Product Category:	Kind of Change:
Connectors	Revision Adjustment / Part Clarification
Change Feature:	Potential Customer Impact:
Clarification/Correction	No Customer Impact
Remarks:	

Estimated Dates:

Last Order Date (Obsolete Parts Only):	First Ship Date of Changed Items (Changed Parts Only):
	31-OCT-2023
Last Ship Date of Changed Items (Obsolete Parts Only):	Last Date for Mixed Shipments: (Changed Parts Only):
	No Mixed Shipments
Effectivity Date:	Date of First Samples:

Part Number(s) being Modified:

Part Number	Part Discontinued per PCN	Customer Drawing	Customer Part Number	Alias Part Number(s)	Substitute Part Number	Substitute Alias Part Number(s)	Description Of Difference
2-2328702-4	NO						

Part Number(s) being Modified:

Part Number	Part Discontinued per PCN	Customer Drawing	Customer Part Number	Alias Part Number(s)	Substitute Part Number	Substitute Alias Part Number(s)	Description Of Difference
2-2328702-4	NO						

Part Number(s) being Modified:

Part Number	Part Discontinued per PCN	Customer Drawing	Customer Part Number	Alias Part Number(s)	Substitute Part Number	Substitute Alias Part Number(s)	Description Of Difference
2-2328702-4	NO						



Housing Gate Location Change

of TE PN 2-2328702-4

EVERY CONNECTION COUNTS




Appearance comparison before and after the change

Product appearance before change




Gate location - side position of resin core.




Deformation trend after soldering - 

Product appearance after change



Gate location - middle position of resin core



Deformation trend after soldering - 