


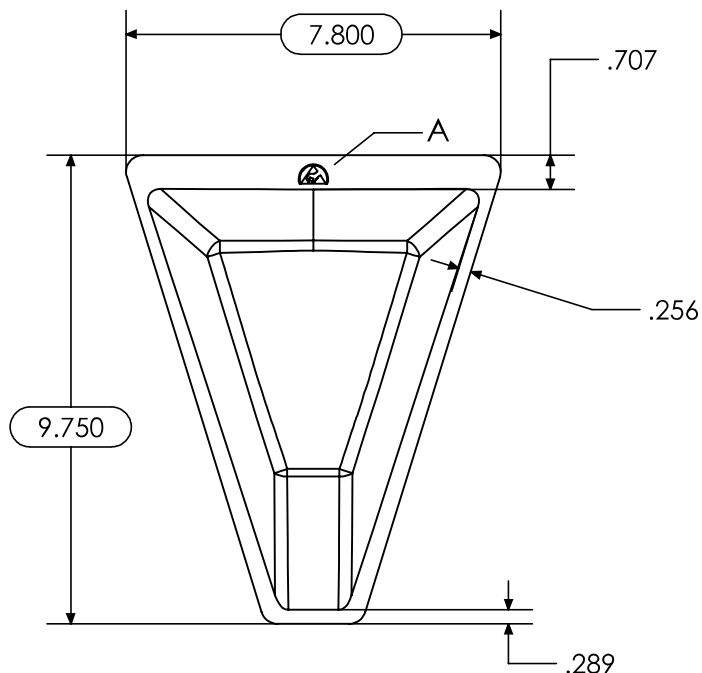
Conductive Containers, Inc.
 4500 Quebec Ave. N.
 New Hope, MN 55428.
 (763) 537-2090.
 (800) FARADAY (327-2329)
 Fax; (763) 537-1738

Customer: Digi-Key
 SR# 08M-10191

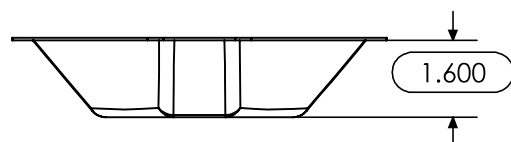
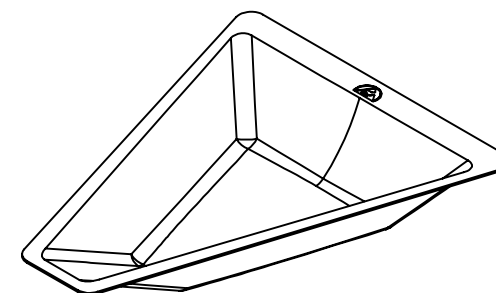
VFM#766-1000 VFD#766-1000
 VFB#488-26/488-42 VFDN#x
 VFP/G#x

REVISIONS

REV.	DESCRIPTION	DATE	DRAWN BY
-	Original Design	11/10/2022	KG
-	Production Drawing	11/17/2022	KG



DETAIL A
 SCALE 1 : 1



This drawing should be compared with the 1st article you have received.
 If it meets with your approval, please sign below and return the drawing.

Signature: _____ Date _____

Name (Please Print) _____

If the drawing is not approved please mark the changes requested and fax to CCI.

Specifications:

Material starting gauge: .060
 Material type: PC-STY
 Color: Black
 Die cut dimensions: 9.75 x 7.80"

SHEET NO.

1 OF 1

This part drawing is a computer simulated rendering based upon tooling dimensions. Actual material thickness will vary through the part. Dimensions are in inches unless otherwise noted. All trim dimensions measured at corner tangency point

SYMBOLS



INSPECTION DIMENSION. All other dimensions for reference only.

STANDARD TOLERANCES

Material starting gauge: $\pm 5\%$
 Thermoforming tolerance: $\pm .025$
 Die cutting tolerance: $\pm .035$
 Die cut registration: $\pm .063$
 *Tolerances for flatness and warp will vary with design.