Auf dem Schüffel 1
D-58513 Lüdenscheid
Tel.: +49-2351 - 5542-00
Fax +49 (2351) 554-861
info@assmann-wsw.com
www.assmann-wsw.com

PRODUCT CHANGE NOTIFICATION (PCN)

ISSUE DATE: 22/8/2022
MODIFICATION / REVISION DATE: 22/8/2022

A-MCSSP60020/Y
MODULAR CABLE

CHANGE NOTIFICATION: PCN 20220822_A-MCSSP60020/Y

DESCRIPTION OF CHANGES:
CHANGE OF DATA SHEET
CHANGE OF DATA SHEET
New Draw.-No. ASS_7542_CArev06

REASON FOR CHANGE:
CHANGE OF MATERIAL PARAMETERS OR PROPERTIES
CHANGE OF MATERIAL PARAMETERS OR PROPERTIES

KEY CHARACTERISTICS OF CHANGE: Details see page 3

PRODUCTS AFFECTED: A-MCSSP60020/Y

DATE OF CHANGE AND IMPLEMENTATION:
CHANGE: WEEK 35 / YEAR 2022
IMPLEMENTATION: 22/8/2022

RESPONSE: NO RESPONSE TO THIS NOTIFICATION IS REQUIRED

PCN REVISION HISTORY:
DATE OF REVISION: 22/8/2022 REVISION NUMBER: 00

Auf dem Schüffel 1
D-58513 Lüdenscheid
Tel.: +49-2351 - 554-200
Fax +49 (2351) 554-861
info@assmann-wsw.com
www.assmann-wsw.com

PRODUCT CHANGE NOTIFICATION (PCN)

ISSUE DATE: 22/8/2022
MODIFICATION / REVISION DATE: 22/8/2022

REFERENCE DOCUMENTS / ATTACHMENTS:
DOCUMENT: DRAWING

ASSMANN WSW P/N	Drawing Number		ASSMANN WSW P/N	Drawing Number
A-MCSSP60020/Y	ASS_7542_CArev05	↔	A-MCSSP60020/Y	ASS_7542_CArev06

PCN REVISION HISTORY:
DATE OF REVISION: 22/8/2022 REVISION NUMBER: 00

Auf dem Schüffel 1
D-58513 Lüdenscheid
Tel.: +49-2351 - 554-200
Fax +49 (2351) 554-861
info@assmann-wsw.com
www.assmann-wsw.com

PRODUCT CHANGE NOTIFICATION (PCN)

ISSUE DATE: 22/8/2022
MODIFICATION / REVISION DATE: 22/8/2022

A-MCSSP60020/Y OLD VERSION	A-MCSSP60020/Y NEW VERSION
PIN OUT 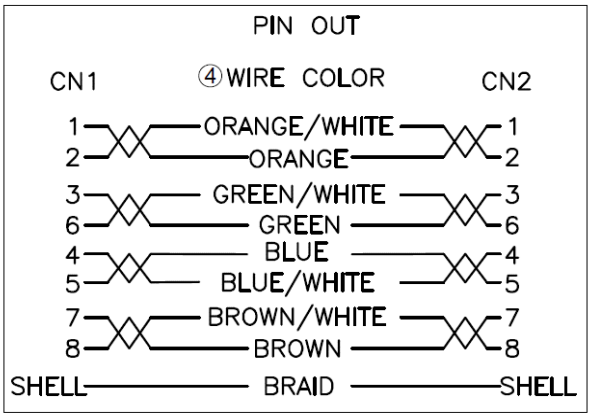 	PIN OUT 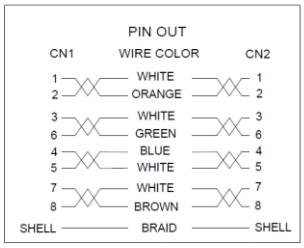 ⑥ *The PIN OUT is applied to cable length ≥10M 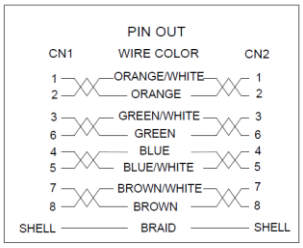 *The PIN OUT is applied to cable length <10M

FOR DETAIL, PLEASE TAKE ATTACHED NEW DRAWING: FOR REFERENCE

PCN REVISION HISTORY:
DATE OF REVISION: 22/8/2022 REVISION NUMBER: 00

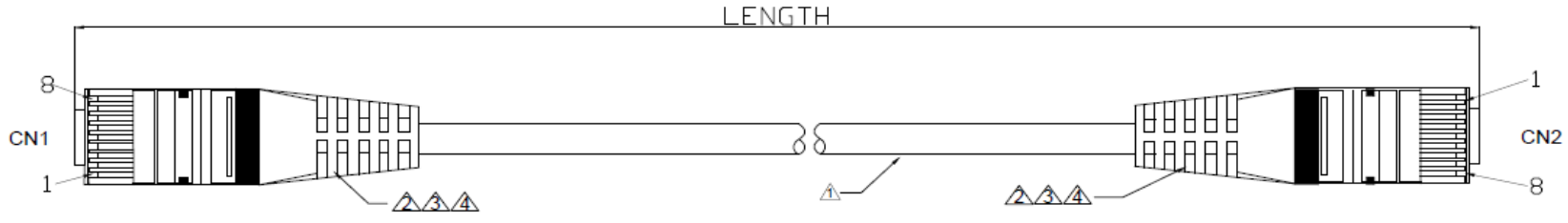

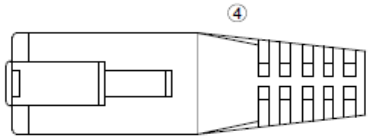

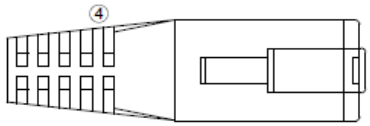

① Order code:A-MCSSP60XXX : color Grey

order lengths in meter:
0.5,1,2,3,5,7,10,15,20,30

① Order code:A-MCSSP60XXX/X

order lengths in meter:
0.5,1,2,3,5,7,10,15,20,30

order color: (R)Red,(Y)Yellow,
(G)Green,(B)Blue

② Tolerance

⑤

Length Code	Length(meter)	Max-M	Min-M
005	0.5	+0.03	-0.025
010	1	+0.04	-0.035
020	2	+0.06	-0.06
030	3	+0.09	-0.09
050	5	+0.15	-0.15
070	7	+0.21	-0.21
100	10	+0.3	-0.3
150	15	+0.45	-0.45
200	20	+0.6	-0.6
300	30	+0.9	-0.9

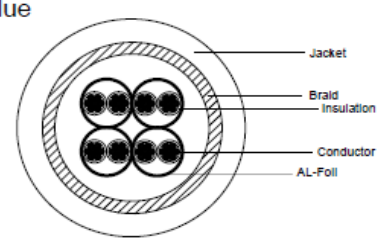

Electrical test:
Open/Short/intermittence: 100%

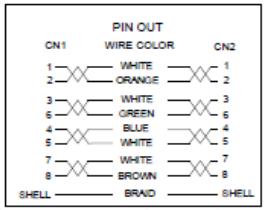

⑥ *The PIN OUT is applied to cable length ≥10M

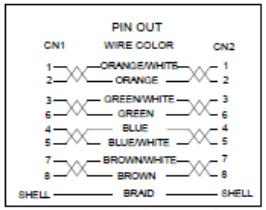

*The PIN OUT is applied to cable length <10M

	NO.	NAME.	Q'TY	SPECIFICATION
④	4	AL-Foil	2	Double-sided conductive aluminum foil
④	3	Molding PVC	2	Molding PVC 65P
	2	RJ45 CONN	2	RJ45 8P8C,Two Fork gold plated contacts 3u" with metal housing
④③	1	CABLE	1	CAT6 S/FTP(26AWG*1PR-A)*4+B(AM)+PVC OD:5.8±0.2mm

RoHS compliant
Unit: mm

Scale	FREE	⑥	Add a PIN OUT for cable length ≥10M	19.08.2022	Luca		Date	Name
TOLERANCE		⑤	Add length code	29.06.2022	Luca	Drawn	01.02.2016	Joanna
		④	Change the plant	12.04.2022	Luca	Approved	19.08.2022	Luca
		③	Update the cable description	01.11.2018	Segal			
DIM	TOL	②	Clarify the tolerance	23.08.2018	Segal			
		①	Add Grey color order code	11.08.2016	Ray			
Angle	TOL	Id.	Modification	Date	Name			

ASSMANN WSW components

Customer-No.

ASSMANN WSW-No.
A-MCSSP60XXX/X

Drawing-No.
ASS 7542 CA

rev06

Replace

Sheet