

4

3

2

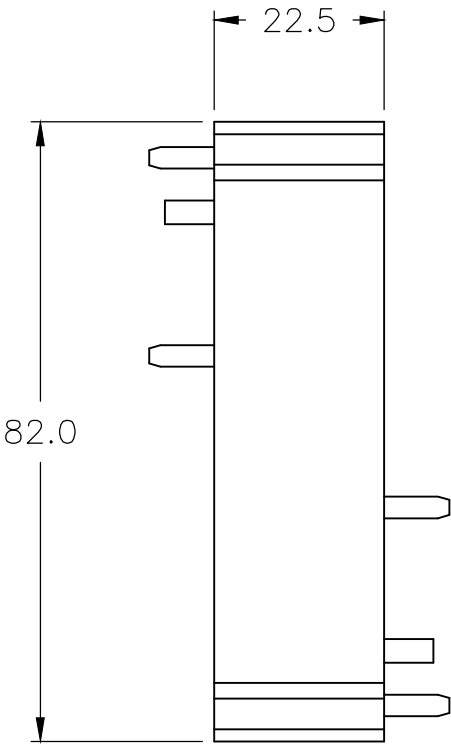
1

THIS DRAWING IS UNPUBLISHED.	RELEASED FOR PUBLICATION
© COPYRIGHT — TE Connectivity Ltd.	ALL RIGHTS RESERVED.


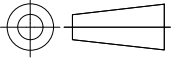
REVISIONS					
P	LTR	DESCRIPTION	DATE	DWN	APVD
	B	PACKAGING CHANGED FROM BLACK POLYURETHANE SPONGE TO TRAY	15MAR2018	RK	PS

NOTES:

1. MATERIAL: PA66, GREEN, UL94V–0 RATED.
2. PACKED IN TRAY



MODULAR SUPPORT BASE ELEMENT	1986141–1
DESCRIPTION	PART NUMBER

THIS DRAWING IS A CONTROLLED DOCUMENT.		DWN S SCHLEGEL 29FEB2008	 TE Connectivity			
		CHK C RICHARD 2/29/08				
DIMENSIONS: mm		APVD C RICHARD 2/29/08	NAME MODULAR SUPPORT BASE ELEMENT			
		PRODUCT SPEC	—			
		APPLICATION SPEC	—			
MATERIAL SEE NOTES		WEIGHT	SIZE A3	CAGE CODE 00779	DRAWING NO C–1986141	RESTRICTED TO —
		FINISH —	CUSTOMER DRAWING		SCALE NTS	SHEET 1 OF 1
					REV B	